


# 螺紋栓規與螺紋環規

THREAD PLUG GAUGES & THREAD RING GAUGES

詮豐精密工具股份有限公司  
CHUAN HONG PRECISION TOOL MFG. CO., LTD.







## 公司沿革

詮豐精密工具成立於西元1983年7月，主要以生產螺紋栓規、環規、螺紋切削工具為主，為確保公司產品之品質，從德國進口工具顯微鏡、萬能測長儀及校驗量具，用於檢驗產品之品質，並於每一件出廠產品附據檢驗合格證，並因此在工業界得以發展。因應各界的需求，本公司於西元1989年增設螺絲攻生產線；其生產螺絲攻及各種螺紋切削工具，欲精益求精，於西元1992年，成立電腦管理系統。於西元1998年5月通過TUV認證，提供最完美之產品來提供客戶的需求。除了依客戶的需求訂製特殊刀具，來解決客戶的各種加工問題及傳遞最新資訊外，同時對客戶的承諾就品質的保證，提供完整且專業的產品及各種服務。除此之外，於2010年成立校正實驗室，認證項目包含平行與錐度栓環規，並於2014年2月通過全國認證基金會(TAF)認證。提供業界最完美、最完善的優質服務及最高品質的產品。

## INTRODUCTION

CHUAN HONG PRECISION TOOL MFG. CO., LTD was founded in July,1983, specializing in manufacturing thread plug gage, thread ring gages, and thread cutting tools. To ensure high level of product quality, we imported precision tools like microscope, universal length measuring instrument and calibration instruments from Germany to examine the finished products. Each finished product comes with inspection certificate. To further improve product quality, computer system was implemented in 1992 to achieve computerized management. In addition, ISO quality system was implemented in 1997 and were certified for ISO9001 standard in May,1998. We hold the belief that full employee participation in quality standard promotes high product quality which is the best way to service our customer.





# 目次

## CONTENTS

限界螺紋栓(環)規 M (ISO)	P.01
Fixed Limit Thread Plug(Ring) Gauges M(ISO)	
限界螺紋栓(環)規 M (JIS)	P.05
Fixed Limit Thread Plug(Ring) Gauges M(JIS)	
限界螺紋栓(環)規 W	P.09
Fixed Limit Thread Plug(Ring) Gauges W	
限界螺紋栓(環)規 UNC	P.11
Fixed Limit Thread Plug(Ring) Gauges UNC	
限界螺紋栓(環)規 UNF	P.12
Fixed Limit Thread Plug(Ring) Gauges UNF	
限界螺紋栓(環)規 UNEF、UNS	P.13
Fixed Limit Thread Plug(Ring) Gauges UNEF, UNS	
限界螺紋栓(環)規 BC、SM	P.16
Fixed Limit Thread Plug(Ring) Gauges BC, SM	
英制管用平行螺紋規 PS	P.17
British Standard Parallel Pipe Thread Gauges PS	
管用平行螺紋栓(環)規 PF(G)	P.18
Parallel Pipe Thread Plug (Ring) Gauges PF(G)	
美制管用平行螺紋規 NPSM	P.18
American Standard Parallel Pipe Thread Gauges NPSM	
美制管用斜度螺紋規 NPT	P.19
American Standard Taper Pipe Thread Gauges NPT	
美制管用氣密螺紋規 NPTF	P.20
American Standard Dry Seal Taper Pipe Thread Gauges NPTF	
管用斜度螺紋規 PT、R	P.22
Taper Pipe Thread Gauges PT, R	
螺帽檢測規	P.23
Concentricity Thread Plug Gauge	
螺帽內徑檢測規	P.25
Concentricity Plug Gauge	
管用螺紋同心規	P.27
Concentricity Taper Pipe Thread Plug Gauge	
各種斜度規	P.30
Morse Taper Gauges	
圓柱塞規	P.31
Cylindrical Plug Gauges	
內圓環規、卡規	P.32
Ring Gauges, Snap Gauges	
限界螺紋規之種類與相關位置說明圖 (參考資料)	P.33
Mutually Related Position of Threads & Fixed Limit Thread Gauges (Reference)	
外螺紋三針測定法 (參考資料)	P.34
3 - Wire Method of Measuring External Threads (Reference)	
螺紋種類一覽表 (參考資料)	P.35
Type of Threads (Reference)	
吋、釐換算表 (參考資料)	P.38
Inch to Meter Conversion Table (Reference)	
校正實驗室	P.39
Measurement and Calibration Instruments	





## 限界螺紋栓(環)規 Fixed Limit Thread Plug (Ring) Gauges



螺紋栓規  
Thread Plug Gauges



螺紋環規  
Thread Ring Gauges

### M 公制螺紋 Metric Thread : ISO 6H & 6g (JIS B0251)

單位: mm

規格 Specification	螺紋栓規 GP牙長 A	螺紋栓規 NP牙長 B	限界螺紋栓規 Fixed Limit Thread Plug Gauges		螺紋環規 GR厚度 C	螺紋環規 NR厚度 D	限界螺紋環規 Fixed Limit Thread Ring Gauges		限界螺紋栓環規 Fixed Limit Thread Plug (Ring) Gauges ● 備有庫存 in stock
			GO PD	HI PD			GO PD	LO PD	
M 2 X 0.4	5	5	1.7415	1.8390	3	3	1.7280	1.6440	●
M 3 X 0.5	5	5	2.6765	2.7840	4	3	2.6620	2.5700	●
M3.5 X 0.6	7	5	3.1115	3.2310	4	3	3.0940	2.9900	●
M 4 X 0.5	5	5	3.6765	3.7840	4	3	3.6620	3.5700	●
M 4 X 0.7	7	5	3.5465	3.6720	6	4	3.5280	3.4190	●
M4.5 X 0.75	7	5	4.0145	4.1400	6	4	3.9960	3.8870	●
M 5 X 0.5	7	5	4.6765	4.7840	4	3	4.6620	4.5700	●
M 5 X 0.8	7	5	4.4815	4.6140	6	4	4.4610	4.3470	●
M 6 X 0.75	7	5	5.5195	5.6560	6	4	5.4960	5.3770	●
M 6 X 1.0	10	7	5.3565	5.5110	8	6	5.3290	5.1980	●
M 7 X 0.75	7	5	6.5195	6.6560	6	4	6.4960	6.3770	●
M 8 X 0.75	7	5	7.5195	7.6560	6	4	7.4960	7.3770	●
M 8 X 1.0	10	7	7.3565	7.5110	8	6	7.3290	7.1980	●
M 8 X 1.25	13	10	7.1945	7.3590	8	6	7.1650	7.0280	●
M 9 X 0.75	7	5	8.5195	8.6560	6	4	8.4960	8.3770	●
M 9 X 1.0	10	7	8.3565	8.5110	8	6	8.3290	8.1980	●
M 10 X 0.75	7	5	9.5195	9.6560	6	4	9.4960	9.3770	●
M 10 X 1.0	10	7	9.3565	9.5110	8	6	9.3290	9.1980	●
M 10 X 1.25	13	10	9.1945	9.3590	8	6	9.1650	9.0280	●
M 10 X 1.5	13	10	9.0325	9.2170	10	8	8.9950	8.8440	●
M 11 X 0.75	10	7	10.5195	10.6560	6	4	10.4960	10.3770	●
M 11 X 1.0	10	7	10.3565	10.5110	8	6	10.3290	10.1980	●
M 12 X 1.0	10	7	11.3565	11.5210	10	8	11.3290	11.1920	●
M 12 X 1.25	13	10	11.1945	11.3790	10	8	11.1610	11.0100	●
M 12 X 1.5	17	10	11.0325	11.2270	10	8	10.9950	10.8360	●
M 12 X 1.75	17	10	10.8695	11.0740	15	10	10.8300	10.6610	●
M 14 X 1.0	10	7	13.3565	13.5210	10	8	13.3290	13.1920	●
M 14 X 1.5	17	10	13.0325	13.2270	10	8	12.9950	12.8360	●
M 14 X 2.0	17	13	12.7100	12.9270	15	10	12.6640	12.4850	●
M 15 X 1.0	10	7	14.3565	14.5210	10	8	14.3290	14.1920	●
M 15 X 1.5	17	10	14.0325	14.2270	10	8	13.9950	13.8360	●
M 16 X 1.0	10	7	15.3565	15.5210	10	8	15.3290	15.1920	●
M 16 X 1.5	17	10	15.0325	15.2270	10	8	14.9950	14.8360	●
M 16 X 2.0	17	13	14.7100	14.9270	15	10	14.6640	14.4850	●
M 17 X 1.0	10	7	16.3565	16.5210	10	10	16.3290	16.1920	●
M 17 X 1.5	17	10	16.0325	16.2270	10	10	15.9950	15.8360	●

※有●者備有庫存。  
● means we have the item in stock.

※無庫存及特殊品，歡迎訂製。  
No stock or special specifications are available on request.



## 限界螺紋栓(環)規 Fixed Limit Thread Plug (Ring) Gauges



螺紋栓規  
Thread Plug Gauges



螺紋環規  
Thread Ring Gauges

### M 公制螺紋 Metric Thread : ISO 6H & 6g (JIS B0251)

單位: mm

規格 Specification	螺紋栓規 GP牙長 A	螺紋栓規 NP牙長 B	限界螺紋栓規 Fixed Limit Thread Plug Gauges		螺紋環規 GR厚度 C	螺紋環規 NR厚度 D	限界螺紋環規 Fixed Limit Thread Ring Gauges		限界螺紋栓環規 Fixed Limit Thread Plug (Ring) Gauges ● 備有庫存 in stock
			GO PD	HI PD			GO PD	LO PD	
M 18 X 1.0	10	7	17.3565	17.5210	10	10	17.3290	17.1920	●
M 18 X 1.5	17	10	17.0325	17.2270	15	10	16.9950	16.8360	●
M 18 X 2.0	17	13	16.7100	16.9270	22	15	16.6640	16.4850	●
M 18 X 2.5	22	17	16.3850	16.6140	22	15	16.3350	16.1460	●
M 20 X 1.0	13	7	19.3565	19.5210	10	10	19.3290	19.1920	●
M 20 X 1.5	17	13	19.0325	19.2270	15	10	18.9950	18.8360	●
M 20 X 2.0	17	13	18.7100	18.9270	22	15	18.6640	18.4850	●
M 20 X 2.5	22	17	18.3850	18.6140	22	15	18.3350	18.1460	●
M 22 X 1.0	13	7	21.3565	21.5210	10	10	21.3290	21.1920	●
M 22 X 1.5	17	13	21.0325	21.2270	15	10	20.9950	20.8360	●
M 22 X 2.0	17	13	20.7100	20.9270	22	15	20.6640	20.4850	●
M 22 X 2.5	25	17	20.3850	20.6140	22	15	20.3350	20.1460	●
M 24 X 1.0	13	7	23.3565	23.5310	10	10	23.3290	23.1850	●
M 24 X 1.5	17	13	23.0325	23.2370	15	10	22.9950	22.8260	●
M 24 X 2.0	17	13	22.7100	22.9390	22	15	22.6640	22.4750	●
M 24 X 3.0	25	22	22.0600	22.3300	28	22	22.0040	21.7850	●
M 25 X 1.0	13	10	24.3565	24.5310	10	10	24.3290	24.1850	●
M 25 X 1.5	17	13	24.0325	24.2370	15	10	23.9950	23.8260	●
M 25 X 2.0	22	17	23.7100	23.9390	22	15	23.6640	23.4750	●
M 26 X 1.5	17	13	25.0325	25.2370	15	10	24.9950	24.8260	●
M 27 X 1.0	13	10	26.3565	26.5310	10	10	26.3290	26.1850	●
M 27 X 1.5	17	13	26.0325	26.2370	15	10	25.9950	25.8260	●
M 27 X 2.0	22	17	25.7100	25.9390	22	15	25.6640	25.4750	●
M 27 X 3.0	25	22	25.0600	25.3300	28	22	25.0040	24.7850	●
M 28 X 1.0	13	10	27.3565	27.5310	10	10	27.3290	27.1850	●
M 28 X 1.5	17	13	27.0325	27.2370	15	10	26.9950	26.8260	●
M 28 X 2.0	22	17	26.7100	26.9390	22	15	26.6640	26.4750	●
M 30 X 1.0	13	10	29.3565	29.5310	15	10	29.3290	29.1850	●
M 30 X 1.5	17	13	29.0325	29.2370	15	10	28.9950	28.8260	●
M 30 X 2.0	22	17	28.7100	28.9390	22	15	28.6640	28.4750	●
M 30 X 3.0	25	22	28.0600	28.3300	22	15	28.0040	27.7850	●
M 30 X 3.5	28	25	27.7360	28.0210	28	22	27.6735	27.4390	●
M 32 X 1.5	17	13	31.0325	31.2370	15	10	30.9950	30.8260	●
M 32 X 2.0	22	17	30.7100	30.9390	22	15	30.6640	30.4750	●
M 33 X 1.5	17	13	32.0325	32.2370	15	10	31.9950	31.8260	●
M 33 X 2.0	22	17	31.7100	31.9390	22	15	31.6640	31.4750	●

※有●者備有庫存。  
● means we have the item in stock.

※無庫存及特殊品，歡迎訂製。  
No stock or special specifications are available on request.





## 限界螺紋栓(環)規 Fixed Limit Thread Plug (Ring) Gauges



螺紋栓規  
Thread Plug Gauges



螺紋環規  
Thread Ring Gauges

### M 公制螺紋 Metric Thread : ISO 6H & 6g (JIS B0251)

單位: mm

規格 Specification	螺紋栓規 GP牙長 A	螺紋栓規 NP牙長 B	限界螺紋栓規 Fixed Limit Thread Plug Gauges		螺紋環規 GR厚度 C	螺紋環規 NR厚度 D	限界螺紋環規 Fixed Limit Thread Ring Gauges		● 備有庫存 in stock
			GO PD	HI PD			GO PD	LO PD	
M 33 X 3.5	32	25	30.7360	31.0210	28	22	30.6735	30.4390	
M 35 X 1.5	17	13	34.0325	34.2370	15	10	33.9950	33.8260	●
M 36 X 1.5	17	13	35.0325	35.2370	15	10	34.9950	34.8260	●
M 36 X 2.0	22	17	34.7100	34.9390	22	15	34.6640	34.4750	
M 36 X 3.0	25	22	34.0600	34.3300	28	22	34.0040	33.7850	
M 36 X 4.0	32	25	33.4110	33.7160	38	28	33.3415	33.0950	
M 38 X 1.5	17	13	37.0325	37.2370	15	10	36.9950	36.8260	●
M 39 X 1.5	17	13	38.0325	38.2370	15	10	37.9950	37.8260	
M 39 X 2.0	22	17	37.7100	37.9390	22	15	37.6640	37.4750	
M 39 X 3.0	25	22	37.0600	37.3300	28	22	37.0040	36.7850	
M 39 X 4.0	32	25	36.4110	36.7160	38	28	36.3415	36.0950	
M 40 X 1.5	17	13	39.0325	39.2370	15	10	38.9950	38.8260	●
M 40 X 2.0	22	17	38.7100	38.9390	22	15	38.6640	38.4750	
M 42 X 1.5	17	13	41.0325	41.2370	15	10	40.9950	40.8260	
M 42 X 2.0	22	17	40.7100	40.9390	22	15	40.6640	40.4750	
M 42 X 3.0	32	25	40.0600	40.3300	28	22	40.0040	39.7850	
M 42 X 4.5	40	32	39.0860	39.4060	38	28	39.0135	38.7550	
M 45 X 1.5	17	13	44.0325	44.2370	15	10	43.9950	43.8260	●
M 45 X 2.0	22	17	43.7100	43.9390	22	15	43.6640	43.4750	
M 45 X 4.5	40	32	42.0860	42.4060	38	28	42.0135	41.7550	
M 48 X 1.5	17	13	47.0350	47.2520	15	10	46.9950	46.8160	
M 48 X 2.0	22	17	46.7100	46.9510	22	15	46.6640	46.4650	
M 48 X 5.0	40	32	44.7670	45.1050	40	28	44.6805	44.4080	
M 50 X 1.5	17	13	49.0350	49.2520	15	10	48.9950	48.8160	●
M 50 X 2.0	22	17	48.7100	48.9510	22	15	48.6640	48.4650	
M 50 X 3.0	25	22	48.0600	48.3450	28	22	48.0025	47.7680	
M 52 X 1.5	17	13	51.0350	51.2520	15	10	50.9950	50.8160	
M 52 X 2.0	22	17	50.7100	50.9510	22	15	50.6640	50.4650	
M 52 X 5.0	45	32	48.7670	49.1050	40	28	48.6805	48.4080	
M 55 X 1.5	17	13	54.0350	54.2520	15	10	53.9950	53.8160	
M 55 X 2.0	22	17	53.7100	53.9510	22	15	53.6640	53.4650	
M 56 X 1.5	28	25	55.0350	55.2520	15	10	54.9950	54.8160	
M 56 X 5.5	45	32	52.4430	52.8010	45	38	52.3525	52.0650	
M 58 X 1.5	17	13	57.0350	57.2520	15	10	56.9950	56.8160	
M 60 X 1.5	17	13	59.0350	59.2520	15	10	58.9950	58.8160	
M 60 X 5.5	45	32	56.4430	56.8010	45	38	56.3525	56.0650	

※有●者備有庫存。  
● means we have the item in stock.

※無庫存及特殊品，歡迎訂製。  
No stock or special specifications are available on request.





## 限界螺紋栓(環)規 Fixed Limit Thread Plug (Ring) Gauges



螺紋栓規  
Thread Plug Gauges



螺紋環規  
Thread Ring Gauges

### M 公制螺紋 Metric Thread : ISO 6H & 6g (JIS B0251)

單位: mm

規格 Specification	螺紋栓規 GP牙長 A	螺紋栓規 NP牙長 B	限界螺紋栓規 Fixed Limit Thread Plug Gauges		螺紋環規 GR厚度 C	螺紋環規 NR厚度 D	限界螺紋環規 Fixed Limit Thread Ring Gauges		● 備有庫存 in stock
			GO PD	HI PD			GO PD	LO PD	
M 62 X 1.5	17	13	61.0350	61.2520	15	10	60.9950	60.8160	
M 64 X 1.5	17	13	63.0350	63.2520	15	10	62.9950	62.8160	
M 64 X 6.0	58	45	60.1180	60.4960	50	38	60.0225	59.7200	
M 65 X 1.5	17	13	64.0350	64.2520	15	10	63.9950	63.8160	
M 68 X 1.5	17	13	67.0350	67.2520	15	10	66.9950	66.8160	
M 68 X 6.0	58	45	64.1180	64.4960	50	38	64.0225	63.7200	
M 70 X 1.5	17	13	69.0350	69.2520	15	10	68.9950	68.8160	
M 75 X 1.5	17	13	74.0350	74.2520	15	10	73.9950	73.8160	
M 76 X 1.5	17	13	75.0350	75.2520	15	10	74.9950	74.8160	
M 80 X 1.5	17	13	79.0350	79.2520	15	10	78.9950	78.8160	
M 80 X 2.0	25	17	78.7100	78.9510	22	15	78.6640	78.4650	
M 80 X 6.0	58	45	76.1180	76.4960	50	38	76.0225	75.7200	
M 82 X 2.0	25	17	80.7100	80.9510	22	15	80.6640	80.4650	
M 85 X 2.0	25	17	83.7100	83.9510	22	15	83.6640	83.4650	
M 85 X 6.0	68	45	81.1180	81.4960	60	38	81.0225	80.7200	
M 90 X 2.0	25	17	88.7100	88.9510	22	15	88.6640	88.4650	
M 90 X 6.0	68	45	86.1180	86.4960	60	38	86.0225	85.7200	
M 95 X 2.0	25	17	93.7100	93.9650	22	15	93.6640	93.4550	
M 95 X 6.0	68	45	91.1180	91.5210	50	38	91.0225	90.7000	
M100 X 2.0	25	17	98.7100	98.9650	22	15	98.6640	98.4550	
M100 X 6.0	68	45	96.1180	96.5210	60	38	96.0225	95.7000	
M105 X 2.0	25	17	103.7100	103.9650	22	15	103.6640	103.4550	
M105 X 6.0	68	45	101.1180	101.5210	50	38	101.0225	100.7000	
M110 X 2.0	25	17	108.7100	108.9650	22	15	108.6640	108.4550	
M110 X 6.0	68	45	106.1180	106.5210	60	38	106.0225	105.7000	
M115 X 2.0	25	17	113.7100	113.9650	22	15	113.6640	113.4550	
M115 X 6.0	68	45	111.1180	111.5210	60	38	111.0225	110.7000	
M120 X 2.0	25	17	118.7100	118.9650	22	15	118.6640	118.4550	
M120 X 6.0	68	45	116.1180	116.5210	60	38	116.0225	115.7000	
M125 X 2.0	25	17	123.7100	123.9650	22	15	123.6640	123.4550	
M125 X 6.0	68	45	121.1180	121.5210	60	38	121.0225	120.7000	
M130 X 2.0	25	17	128.7100	128.9650	28	15	128.6640	128.4550	
M130 X 6.0	68	45	126.1180	126.5210	60	38	126.0225	125.7000	
M135 X 2.0	25	17	133.7100	133.9650	28	15	133.6640	133.4550	
M135 X 6.0	68	45	131.1180	131.5210	60	38	131.0225	130.7000	
M140 X 2.0	25	17	138.7100	138.9650	28	15	138.6640	138.4550	
M140 X 6.0	68	45	136.1180	136.5210	60	38	136.0225	135.7000	
M145 X 2.0	25	17	143.7100	143.9650	28	15	143.6640	143.4550	
M145 X 6.0	68	45	141.1180	141.5210	60	38	141.0225	140.7000	
M150 X 2.0	25	17	148.7100	148.9650	28	15	148.6640	148.4550	
M150 X 6.0	68	45	146.1180	146.5210	60	38	146.0225	145.7000	

※有●者備有庫存。  
● means we have the item in stock.

※無庫存及特殊品，歡迎訂製。  
No stock or special specifications are available on request.





## 限界螺紋栓(環)規 Fixed Limit Thread Plug (Ring) Gauges



螺紋栓規  
Thread Plug Gauges



螺紋環規  
Thread Ring Gauges

### M 公制螺紋 Metric Thread : JIS II (JIS B0251 B0252)

單位: mm

規格 Specification	螺紋栓規 GP牙長 A	螺紋栓規 WP牙長 B	限界螺紋栓規 Fixed Limit Thread Plug Gauges		螺紋環規 GR厚度 C	螺紋環規 WR厚度 D	限界螺紋環規 Fixed Limit Thread Ring Gauges		限界螺紋栓環規 Fixed Limit Thread Plug (Ring) Gauges ● 備有庫存 in stock
			GO PD	HI PD			GO PD	LO PD	
M 2 X 0.4	5	5	1.744	1.810	3	3	1.708	1.660	●
M 3 X 0.5	5	5	2.679	2.775	4	3	2.643	2.580	●
M 3.5 X 0.6	7	5	3.114	3.200	4	3	3.068	3.010	●
M 4 X 0.5	5	5	3.679	3.775	4	3	3.633	3.555	●
M 4 X 0.7	7	5	3.549	3.663	6	4	3.511	3.433	●
M 4.5 X 0.75	7	5	4.017	4.113	6	4	3.971	3.893	●
M 5 X 0.5	7	5	4.679	4.775	4	3	4.633	4.555	●
M 5 X 0.8	7	5	4.484	4.605	6	4	4.444	4.361	●
M 6 X 0.75	7	5	5.517	5.613	6	4	5.471	5.393	●
M 6 X 1.0	10	7	5.354	5.470	8	6	5.308	5.220	●
M 7 X 0.75	7	5	6.517	6.613	6	4	6.471	6.393	●
M 8 X 0.75	7	5	7.517	7.633	6	4	7.471	7.383	●
M 8 X 1.0	10	7	7.534	7.470	8	6	7.308	7.220	●
M 8 X 1.25	13	10	7.192	7.318	8	6	7.136	7.038	●
M 9 X 0.75	7	5	8.517	8.633	6	4	8.471	8.383	●
M 9 X 1.0	10	7	8.354	8.470	8	6	8.308	8.220	●
M 10 X 0.75	7	5	9.517	9.645	6	4	9.479	9.393	●
M 10 X 1.0	10	7	9.354	9.480	8	6	9.308	9.210	●
M 10 X 1.25	13	10	9.192	10.318	8	6	9.136	9.038	●
M 10 X 1.5	13	10	9.030	9.166	10	8	8.974	8.866	●
M 11 X 0.75	10	7	10.517	10.645	6	4	10.479	10.391	●
M 11 X 1.0	10	7	10.354	10.480	8	6	10.308	10.210	●
M 12 X 1.0	10	7	11.354	11.490	10	8	11.295	11.190	●
M 12 X 1.25	13	10	11.193	11.368	10	8	11.145	11.028	●
M 12 X 1.5	17	10	11.031	11.176	10	8	10.971	10.856	●
M 12 X 1.75	17	10	10.867	11.023	15	10	10.801	10.683	●
M 14 X 1.0	10	7	13.355	13.490	10	8	13.295	13.190	●
M 14 X 1.5	17	10	13.031	13.176	10	8	12.971	12.856	●
M 14 X 2.0	17	13	12.705	12.871	15	10	12.639	12.511	●
M 15 X 1.0	10	7	14.355	14.490	10	8	14.295	14.190	●
M 15 X 1.5	17	10	14.031	14.176	10	8	13.971	13.856	●
M 16 X 1.0	10	7	15.355	15.490	10	8	15.295	15.190	●
M 16 X 1.5	17	10	15.031	15.176	10	8	14.971	14.856	●
M 16 X 2.0	17	13	14.705	14.871	15	10	14.639	14.511	●
M 17 X 1.0	10	7	16.355	16.510	10	10	16.309	16.206	●
M 17 X 1.5	17	10	16.031	16.216	10	10	15.979	15.854	●

● 備有●者備有庫存。  
● means we have the item in stock.

※無庫存及特殊品, 歡迎訂製。  
No stock or special specifications are available on request.





## 限界螺紋栓(環)規 Fixed Limit Thread Plug (Ring) Gauges



螺紋栓規  
Thread Plug Gauges



螺紋環規  
Thread Ring Gauges

**M 公制螺紋 Metric Thread : JIS II (JIS B0251 B0252)**

單位: mm

規格 Specification	螺紋栓規 GP牙長 A	螺紋栓規 WP牙長 B	限界螺紋栓規 Fixed Limit Thread Plug Gauges		螺紋環規 GR厚度 C	螺紋環規 WR厚度 D	限界螺紋環規 Fixed Limit Thread Ring Gauges		限界螺紋栓環規 Fixed Limit Thread Plug (Ring) Gauges
			GO PD	HI PD			GO PD	LO PD	
M 18 X 1.0	10	7	17.355	17.500	10	10	17.295	17.180	●
M 18 X 1.5	17	10	17.031	17.196	15	10	16.961	16.826	●
M 18 X 2.0	17	13	16.706	16.881	22	15	16.636	16.491	●
M 18 X 2.5	22	17	16.382	16.566	22	15	16.310	16.166	●
M 20 X 1.0	13	7	19.355	19.500	10	10	19.295	19.180	●
M 20 X 1.5	17	13	19.031	19.196	15	10	18.961	18.826	●
M 20 X 2.0	17	13	18.706	18.881	22	15	18.636	18.491	●
M 20 X 2.5	22	17	18.382	18.566	22	15	18.310	18.166	●
M 22 X 1.0	13	7	21.355	21.500	10	10	21.295	21.180	●
M 22 X 1.5	17	13	21.031	21.196	15	10	20.961	20.826	●
M 22 X 2.0	17	13	20.706	20.881	22	15	20.636	20.491	●
M 22 X 2.5	25	17	20.382	20.566	22	15	20.310	20.166	●
M 24 X 1.0	13	7	23.355	23.500	10	10	23.295	23.180	●
M 24 X 1.5	17	13	23.031	23.196	15	10	22.961	22.826	●
M 24 X 2.0	17	13	22.706	22.891	22	15	22.626	22.481	●
M 24 X 3.0	25	22	22.057	22.251	28	22	21.975	21.821	●
M 25 X 1.0	13	10	24.355	24.500	10	10	24.295	24.180	●
M 25 X 1.5	17	13	24.031	24.196	15	10	23.961	23.826	●
M 25 X 2.0	22	17	23.706	23.891	22	15	23.626	23.481	●
M 26 X 1.5	17	13	25.031	25.196	15	10	24.961	24.826	●
M 27 X 1.0	13	10	26.355	26.520	10	10	26.309	26.199	●
M 27 X 1.5	17	13	26.031	26.196	15	10	25.961	25.826	●
M 27 X 2.0	22	17	25.706	25.925	22	15	25.648	25.493	●
M 27 X 3.0	25	22	25.057	25.251	28	22	24.975	24.821	●
M 28 X 1.0	13	10	27.355	27.500	10	10	27.295	27.180	●
M 28 X 1.5	17	13	27.031	27.196	15	10	26.961	26.826	●
M 28 X 2.0	22	17	26.706	26.891	22	15	26.626	26.481	●
M 30 X 1.0	13	10	29.355	29.500	15	10	29.295	29.180	●
M 30 X 1.5	17	13	29.031	29.196	15	10	28.961	28.826	●
M 30 X 2.0	22	17	28.701	28.891	22	15	28.626	28.481	●
M 30 X 3.0	25	22	28.056	28.316	22	15	27.988	27.803	●
M 30 X 3.5	28	25	27.733	29.947	28	22	27.651	27.477	●
M 32 X 1.5	17	13	31.031	31.206	15	10	30.961	30.826	●
M 32 X 2.0	22	17	30.706	30.901	22	15	30.626	30.471	●
M 33 X 1.5	17	13	32.031	32.206	15	10	31.961	31.826	●
M 33 X 2.0	22	17	31.706	31.925	22	15	31.648	31.493	●

※有●者備有庫存。

● means we have the item in stock.

※無庫存及特殊品，歡迎訂製。

No stock or special specifications are available on request.





## 限界螺紋栓(環)規 Fixed Limit Thread Plug (Ring) Gauges



螺紋栓規  
Thread Plug Gauges



螺紋環規  
Thread Ring Gauges

M 公制螺紋 Metric Thread : JIS II (JIS B0251 B0252)

單位: mm

規格 Specification	螺紋栓規 GP牙長 A	螺紋栓規 WP牙長 B	限界螺紋栓規 Fixed Limit Thread Plug Gauges		螺紋環規 GR厚度 C	螺紋環規 WR厚度 D	限界螺紋環規 Fixed Limit Thread Ring Gauges		限界螺紋栓環規 Fixed Limit Thread Plug (Ring) Gauges ● 備有庫存 in stock
			GO PD	HI PD			GO PD	LO PD	
M 33 X 3.5	32	25	30.733	30.947	28	22	30.651	30.477	
M 35 X 1.5	17	13	34.031	34.206	15	10	33.961	33.826	●
M 36 X 1.5	17	13	35.031	35.206	15	10	34.961	34.826	●
M 36 X 2.0	22	17	34.706	34.901	22	15	34.626	34.471	
M 36 X 3.0	25	22	34.056	34.316	28	22	33.988	33.803	
M 36 X 4.0	32	25	33.412	33.632	38	28	33.316	33.132	
M 38 X 1.5	17	13	37.031	37.206	15	10	36.961	36.826	●
M 39 X 1.5	17	13	38.031	38.226	15	10	37.979	37.844	
M 39 X 2.0	22	17	37.706	37.925	22	15	37.648	37.493	
M 39 X 3.0	25	22	37.056	37.316	28	22	36.988	36.803	
M 39 X 4.0	32	25	36.408	36.632	38	28	36.316	36.132	
M 40 X 1.5	17	13	39.031	39.206	15	10	38.961	38.826	●
M 40 X 2.0	22	17	38.706	38.901	22	15	38.626	38.471	
M 42 X 1.5	17	13	41.031	41.206	15	10	40.961	40.826	
M 42 X 2.0	22	17	40.706	40.901	22	15	40.626	40.471	
M 42 X 3.0	32	25	40.056	40.316	28	22	39.988	39.803	
M 42 X 4.5	40	32	39.083	39.327	38	28	38.991	38.797	
M 45 X 1.5	17	13	44.031	44.206	15	10	43.961	43.826	●
M 45 X 2.0	22	17	43.706	43.901	22	15	43.626	43.471	
M 45 X 4.5	40	32	42.083	42.375	38	28	41.991	41.797	
M 48 X 1.5	17	13	47.031	47.206	15	10	46.961	46.826	
M 48 X 2.0	22	17	46.706	46.901	22	15	46.626	46.471	
M 48 X 5.0	40	32	44.758	45.012	40	28	44.666	44.452	
M 50 X 1.5	17	13	49.031	49.206	15	10	48.961	48.826	
M 50 X 2.0	22	17	48.706	48.901	22	15	48.626	48.471	●
M 50 X 3.0	25	22	48.056	48.331	28	22	47.988	47.791	
M 52 X 1.5	17	13	51.032	51.216	15	10	50.958	50.816	
M 52 X 2.0	22	17	50.707	50.911	22	15	50.623	50.461	
M 52 X 5.0	45	32	48.758	49.087	40	28	48.666	48.431	
M 55 X 1.5	17	13	54.032	54.216	15	10	53.958	53.816	
M 55 X 2.0	22	17	53.707	53.911	22	15	53.623	53.461	
M 56 X 1.5	28	25	55.032	55.238	15	10	54.976	54.834	
M 56 X 5.5	45	32	52.434	52.783	45	38	52.335	52.088	
M 58 X 1.5	17	13	57.032	57.216	15	10	56.958	56.816	
M 60 X 1.5	17	13	59.032	59.216	15	10	58.958	58.816	
M 60 X 5.5	45	32	56.434	56.883	45	38	56.335	56.088	

※有●者備有庫存。  
● means we have the item in stock.

※無庫存及特殊品，歡迎訂製。  
No stock or special specifications are available on request.





## 限界螺紋栓(環)規 Fixed Limit Thread Plug (Ring) Gauges



螺紋栓規  
Thread Plug Gauges



螺紋環規  
Thread Ring Gauges

**M 公制螺紋 Metric Thread : JIS II (JIS B0251 B0252)**

單位: mm

規格 Specification	螺紋栓規 GP牙長 A	螺紋栓規 WP牙長 B	限界螺紋栓規 Fixed Limit Thread Plug Gauges		螺紋環規 GR厚度 C	螺紋環規 WR厚度 D	限界螺紋環規 Fixed Limit Thread Ring Gauges		限界螺紋栓環規 Fixed Limit Thread Plug (Ring) Gauges ● 備有庫存 in stock
			GO PD	HI PD			GO PD	LO PD	
M 62 X 1.5	17	13	61.032	61.216	15	10	60.958	60.816	
M 64 X 1.5	17	13	63.032	63.216	15	10	62.976	62.834	
M 64 X 6.0	58	45	60.109	60.478	50	38	60.005	59.731	
M 65 X 1.5	17	13	64.032	64.216	15	10	63.958	63.816	
M 68 X 1.5	17	13	67.032	67.216	15	10	66.958	66.816	
M 68 X 6.0	58	45	64.109	64.478	50	38	64.005	63.743	
M 70 X 1.5	17	13	69.032	69.216	15	10	68.958	68.816	
M 75 X 1.5	17	13	74.032	74.216	15	10	73.958	73.816	
M 76 X 1.5	17	13	75.032	75.216	15	10	74.976	74.834	
M 80 X 1.5	17	13	79.032	79.216	15	10	78.958	78.816	
M 80 X 2.0	25	17	78.707	78.921	22	15	78.623	78.461	
M 80 X 6.0	58	45	76.109	76.478	50	38	76.005	75.743	
M 82 X 2.0	25	17	80.708	80.921	22	15	80.620	80.451	
M 85 X 2.0	25	17	83.708	83.921	22	15	83.620	83.451	
M 85 X 6.0	68	45	81.110	81.478	60	38	81.002	80.743	
M 90 X 2.0	25	17	88.708	88.921	22	15	88.620	88.451	
M 90 X 6.0	68	45	86.100	86.478	60	38	86.002	85.743	
M 95 X 2.0	25	17	93.708	93.921	22	15	93.620	93.451	
M 95 X 6.0	68	45	91.110	91.503	50	38	91.002	90.723	
M100 X 2.0	25	17	98.708	98.921	22	15	98.620	98.451	
M100 X 6.0	68	45	96.110	96.503	60	38	96.002	95.723	
M105 X 2.0	25	17	103.708	103.921	22	15	103.620	103.451	
M105 X 6.0	68	45	101.110	101.503	50	38	101.002	100.723	
M110 X 2.0	25	17	108.708	108.921	22	15	108.620	108.451	
M110 X 6.0	68	45	106.110	106.503	60	38	106.002	105.723	
M115 X 2.0	25	17	113.708	113.921	22	15	113.620	113.451	
M115 X 6.0	68	45	111.110	111.503	60	38	111.002	110.723	
M120 X 2.0	25	17	118.708	118.921	22	15	118.620	118.451	
M120 X 6.0	68	45	116.110	116.503	60	38	116.002	115.723	
M125 X 2.0	25	17	123.709	123.951	22	15	123.607	123.421	
M125 X 6.0	68	45	121.111	121.503	60	38	120.999	120.723	
M130 X 2.0	25	17	128.709	128.951	28	15	128.607	128.421	
M130 X 6.0	68	45	126.111	126.503	60	38	125.999	125.723	
M135 X 2.0	25	17	133.709	133.951	28	15	133.607	133.421	
M135 X 6.0	68	45	131.111	131.503	60	38	130.999	130.723	
M140 X 2.0	25	17	138.709	138.951	28	15	138.607	138.421	

※有●者備有庫存。  
● means we have the item in stock.

※無庫存及特殊品，歡迎訂製。  
No stock or special specifications are available on request.





## 限界螺紋栓(環)規 Fixed Limit Thread Plug (Ring) Gauges



螺紋栓規  
Thread Plug Gauges



螺紋環規  
Thread Ring Gauges

### M 公制螺紋 Metric Thread : JIS II (JIS B0251 B0252)

單位: mm

規格 Specification	螺紋栓規 GP牙長 A	螺紋栓規 WP牙長 B	限界螺紋栓規 Fixed Limit Thread Plug Gauges		螺紋環規 GR厚度 C	螺紋環規 WR厚度 D	限界螺紋環規 Fixed Limit Thread Ring Gauges		限界螺紋栓環規 Fixed Limit Thread Plug (Ring) Gauges ● 備有庫存 in stock
			GO PD	HI PD			GO PD	LO PD	
M140 X 6.0	68	45	136.111	136.503	60	38	135.999	135.723	
M145 X 2.0	25	17	143.709	143.951	28	15	143.607	143.421	
M145 X 6.0	68	45	141.111	141.503	60	38	140.999	140.723	
M150 X 2.0	25	17	148.709	148.951	28	15	148.607	148.421	
M150 X 6.0	68	45	146.111	146.503	60	38	145.999	145.723	

### W 英制螺紋 British Standard Thread : II級(class)、III級(class)

單位: mm

規格 Specification	螺紋栓規 GP牙長 A	螺紋栓規 WP牙長 B	限界螺紋栓規 Fixed Limit Thread Plug Gauges		螺紋環規 GR厚度 C	螺紋環規 WR厚度 D	限界螺紋環規 Fixed Limit Thread Ring Gauges		限界螺紋栓環規 Fixed Limit Thread Plug (Ring) Gauges ● 備有庫存 in stock
			GO PD	HI PD			GO PD	LO PD	
W 1/8 山 (crest) 40	7	5	2.772	2.860	4	7	2.756	2.688	●
W 5/32 山 (crest) 32	7	5	3.465	3.561	4	7	3.465	3.379	●
W 3/16 山 (crest) 24	10	7	4.089	4.185	6	10	4.073	3.994	●
W 1/4 山 (crest) 20	13	10	5.541	5.647	10	13	5.525	5.427	●
W 5/16 山 (crest) 18	13	10	7.038	7.154	10	13	7.020	6.914	●
W 3/8 山 (crest) 16	17	13	8.513	8.639	10	17	8.497	8.381	●
W 7/16 山 (crest) 14	17	13	9.955	10.091	10	17	9.936	9.803	●
W 1/2 山 (crest) 12	17	13	11.350	11.495	15	17	11.330	11.195	●
W 5/8 山 (crest) 11	22	17	14.402	14.576	19	22	14.381	14.236	●
W 3/4 山 (crest) 10	22	17	17.430	17.584	19	22	17.409	17.264	●
W 7/8 山 (crest) 9	22	17	20.423	20.598	22	22	20.403	20.248	●
W 1 山 (crest) 8	25	17	23.372	23.557	25	25	23.352	23.187	●
W 1 1/8 山 (crest) 7	32	25	26.257	26.442	28	32	26.237	26.062	
W 1 1/4 山 (crest) 7	32	25	29.432	29.617	28	32	29.412	29.237	
W 1 3/8 山 (crest) 6	42	25	32.220	32.415	38	42	32.199	32.004	
W 1 1/2 山 (crest) 6	42	25	35.395	35.590	38	42	35.374	35.179	

※有●者備有庫存。  
● means we have the item in stock.

※無庫存及特殊品，歡迎訂製。  
No stock or special specifications are available on request.





# COLOR DISCRIMINATION



BLACK



RED



YELLOW



BLUE



一般栓規：檢查工件是否符合標準。

To check internal thread.....Black



磨耗規：檢查螺紋環規是否磨損。

To check abrasion value of ring gages.....Red



標準規：比測外螺紋之標準栓規。

To check and it's up to standard.....Yellow



檢點規：檢查螺紋環規新品。

To check if ring gages is up to standard.....Blue



# CHUAN HONG PRECISION TOOL MFG. CO., LTD.





## 限界螺紋栓(環)規 Fixed Limit Thread Plug (Ring) Gauges



螺紋栓規  
Thread Plug Gauges



螺紋環規  
Thread Ring Gauges

### UNC 美制粗螺紋 Unified Coarse Thread (ANSI B1.2-2A 2B)

單位: inch

規格 Specification	螺紋栓規 GP牙長 (mm) A	螺紋栓規 WP牙長 (mm) B	限界螺紋栓規2B Fixed Limit Thread Plug Gauges		螺紋環規 GR厚度 (mm) C	螺紋環規 WR厚度 (mm) D	限界螺紋環規2A Fixed Limit Thread Ring Gauges		限界螺紋栓環規 Fixed Limit Thread Plug (Ring) Gauges ● 備有庫存 in stock
			GO PD	HI PD			GO PD	LO PD	
NO.4 - 40 UNC	7	5	2.433	2.517	4	3	2.413	2.349	●
NO.5 - 40 UNC	7	5	2.763	2.847	4	3	2.743	2.677	●
NO.6 - 32 UNC	7	5	2.994	3.083	4	3	2.957	2.899	●
NO.8 - 32 UNC	7	5	3.654	3.746	6	4	3.615	3.554	●
NO.10 - 24 UNC	7	5	4.142	4.246	6	4	4.100	4.029	●
NO.12 - 24 UNC	7	5	4.803	4.909	6	4	4.760	4.687	●
1/4 - 20 UNC	13	10	5.529	5.648	8	6	5.484	5.403	●
5/16 - 18 UNC	13	10	7.025	7.155	8	6	6.978	6.889	●
3/8 - 16 UNC	13	10	8.498	8.638	12	8	8.448	8.349	●
7/16 - 14 UNC	13	10	9.938	10.088	12	8	9.886	9.779	●
1/2 - 13 UNC	17	13	11.434	11.595	15	10	11.380	11.265	●
9/16 - 12 UNC	22	17	12.918	13.086	22	15	12.861	12.741	●
5/8 - 11 UNC	22	17	14.381	14.559	22	15	14.323	14.197	●
3/4 - 10 UNC	25	17	17.403	17.594	22	15	17.341	17.204	●
7/8 - 9 UNC	32	25	20.396	20.599	22	15	20.330	20.183	●
1 - 8 UNC	32	25	23.343	23.561	28	22	23.271	23.114	●
1 1/8 - 7 UNC	32	25	26.223	26.456	28	22	26.147	25.980	●
1 1/4 - 7 UNC	32	25	29.398	29.636	28	22	29.322	29.150	●
1 3/8 - 6 UNC	32	25	32.180	32.438	28	22	32.098	31.911	●
1 1/2 - 6 UNC	32	25	35.355	35.615	28	22	35.273	35.083	●
1 3/4 - 5 UNC	40	32	41.157	41.445	32	28	41.063	40.856	●
2 - 4 1/2 UNC	40	32	47.141	47.449	32	28	47.042	46.820	●
2 1/4 - 4 1/2 UNC	40	32	53.491	53.804	32	28	53.392	53.165	●
2 1/2 - 4 UNC	40	32	59.382	59.717	32	28	59.277	59.033	●
2 3/4 - 4 UNC	40	32	65.732	66.073	36	28	65.624	65.378	●
3 - 4 UNC	40	32	72.082	72.428	36	28	71.974	71.722	●
3 1/4 - 4 UNC	40	32	78.432	78.783	36	28	78.322	78.065	●
3 1/2 - 4 UNC	40	32	84.782	85.138	36	28	84.672	84.412	●
3 3/4 - 4 UNC	40	32	91.132	91.493	38	28	90.755	90.755	●
4 - 4 UNC	40	32	97.482	97.848	38	28	97.369	97.102	●

※有●者備有庫存。  
● means we have the item in stock.

※無庫存及特殊品, 歡迎訂製。  
No stock or special specifications are available on request.





## 限界螺紋栓(環)規 Fixed Limit Thread Plug (Ring) Gauges



螺紋栓規  
Thread Plug Gauges



螺紋環規  
Thread Ring Gauges

### UNF 美制細螺紋 Unified Fine Thread ( ANSI B1.2-2A 2B )

單位: inch

規格 Specification	螺紋栓規 GP牙長 (mm) A	螺紋栓規 WP牙長 (mm) B	限界螺紋栓規2B Fixed Limit Thread Plug Gauges		螺紋環規 GR厚度 (mm) C	螺紋環規 WR厚度 (mm) D	限界螺紋環規2A Fixed Limit Thread Ring Gauges		限界螺紋栓環規 Fixed Limit Thread Plug (Ring) Gauges ● 備有庫存 in stock
			GO PD	HI PD			GO PD	LO PD	
NO.4 - 48 UNF	7	5	2.501	2.580	6	4	2.484	2.423	●
NO.5 - 44 UNF	7	5	2.799	2.880	6	4	2.781	2.717	●
NO.6 - 40 UNF	7	5	3.097	3.180	6	4	3.065	3.008	●
NO.8 - 36 UNF	7	5	3.712	3.799	6	4	3.680	3.617	●
NO.10 - 32 UNF	7	5	4.315	4.409	6	4	4.275	4.212	●
NO.12 - 28 UNF	7	5	4.902	5.003	6	4	4.859	4.791	●
1/4 - 28 UNF	10	7	5.761	5.869	8	6	5.723	5.652	●
5/16 - 24 UNF	10	7	7.254	7.371	8	6	7.209	7.128	●
3/8 - 24 UNF	13	10	8.841	8.961	10	8	8.796	8.713	●
7/16 - 20 UNF	13	10	10.291	10.424	10	8	10.242	10.147	●
1/2 - 20 UNF	13	10	11.879	12.016	10	8	11.829	11.732	●
9/16 - 18 UNF	17	13	13.375	13.520	15	10	13.323	13.221	●
5/8 - 18UNF	17	13	14.963	15.110	15	10	14.910	14.804	●
3/4 - 16 UNF	17	13	18.023	18.183	15	10	17.968	17.854	●
7/8 - 14 UNF	25	13	21.051	21.224	15	10	20.993	20.869	●
1 - 12 UNF	25	13	24.030	24.218	15	10	23.968	23.831	●
1 1/8 - 12 UNF	25	13	27.205	27.298	15	10	27.143	27.003	●
1 1/4 - 12 UNF	25	17	30.380	30.579	19	15	30.318	30.173	●
1 3/8 - 12 UNF	25	17	33.555	33.759	19	15	33.490	33.343	●
1 1/2 - 12 UNF	25	17	36.730	36.936	19	15	36.665	36.516	●

※打●者備有庫存。  
● means we have the item in stock.

※無庫存及特殊品，歡迎訂製。  
No stock or special specifications are available on request.





## 限界螺紋栓(環)規 Fixed Limit Thread Plug (Ring) Gauges



螺紋栓規  
Thread Plug Gauges



螺紋環規  
Thread Ring Gauges

### UNEF 美制極細螺紋 Unified Extra Fine Thread (ANSI B1.2-2A 2B)

單位: inch

規格 Specification	螺紋栓規 GP牙長 (mm) A	螺紋栓規 WP牙長 (mm) B	限界螺紋栓規2B Fixed Limit Thread Plug Gauges		螺紋環規 GR厚度 (mm) C	螺紋環規 WR厚度 (mm) D	限界螺紋環規2A Fixed Limit Thread Ring Gauges		● 備有庫存 in stock
			GO PD	HI PD			GO PD	LO PD	
NO.12 - 32 UNEF	7	5	0.1957	0.1998	8	6	0.1948	0.1917	●
1/4 - 32 UNEF	10	7	0.2297	0.2339	8	6	0.2287	0.2255	●
5/16 - 32 UNEF	10	7	0.2922	0.2964	8	6	0.2912	0.2880	●
3/8 - 32 UNEF	10	7	0.3547	0.3591	8	6	0.3537	0.3503	●
7/16 - 28 UNEF	10	7	0.4143	0.4189	10	8	0.4132	0.4096	●
1/2 - 28 UNEF	10	7	0.4768	0.4816	10	8	0.4757	0.4720	●
9/16 - 24 UNEF	17	13	0.5354	0.5405	10	8	0.5342	0.5303	●
5/8 - 24 UNEF	17	13	0.5979	0.6031	10	8	0.5967	0.5927	●
3/4 - 20 UNEF	17	13	0.7175	0.7232	15	10	0.7162	0.7118	●
13/16 - 20 UNEF	17	13	0.7800	0.7857	15	10	0.7787	0.7743	●
7/8 - 20 UNEF	17	13	0.8425	0.8482	15	10	0.8412	0.8368	●
15/16 - 20 UNEF	17	13	0.9050	0.9109	15	10	0.9036	0.8991	●
1 - 20 UNEF	17	13	0.9675	0.9734	15	10	0.9661	0.9616	●
1 1/16 - 18 UNEF	17	13	1.0264	1.0326	15	10	1.0250	1.0203	●
1 1/8 - 18 UNEF	17	13	1.0889	1.0951	15	10	1.0875	1.0828	●
1 3/16 - 18 UNEF	17	13	1.1514	1.1577	15	10	1.1499	1.1450	●
1 1/4 - 18 UNEF	17	13	1.2139	1.2202	15	10	1.2124	1.2075	●
1 5/16 - 18 UNEF	17	13	1.2764	1.2827	15	10	1.2749	1.2700	●
1 3/8 - 18 UNEF	17	13	1.3389	1.3452	15	10	1.3374	1.3325	●
1 7/16 - 18 UNEF	17	13	1.4014	1.4079	15	10	1.3999	1.3949	●
1 1/2 - 18 UNEF	17	13	1.4639	1.4704	15	10	1.4624	1.4574	●
1 9/16 - 18 UNEF	17	13	1.5264	1.5329	15	10	1.5249	1.5199	●
1 5/8 - 18 UNEF	17	13	1.5889	1.5954	15	10	1.5874	1.5824	●
1 11/16 - 18 UNEF	17	13	1.6514	1.6580	15	10	1.6499	1.6448	●

### UNS 美制特殊螺紋 Unified Special Thread (2A 2B)

單位: inch

規格 Specification	螺紋栓規 GP牙長 (mm) A	螺紋栓規 WP牙長 (mm) B	限界螺紋栓規2B Fixed Limit Thread Plug Gauges		螺紋環規 GR厚度 (mm) C	螺紋環規 WR厚度 (mm) D	限界螺紋環規2A Fixed Limit Thread Ring Gauges		● 備有庫存 in stock
			GO PD	HI PD			GO PD	LO PD	
NO.10 - 28 UNS	7	5	0.1668	0.1711	6	4	0.1658	0.1625	●
NO.12 - 48 UNS	7	5	0.2025	0.2059	6	4	0.2017	0.1991	●
1/4 - 27 UNS	10	7	0.2259	0.2304	8	6	0.2249	0.2214	●
5/16 - 27 UNS	10	7	0.2884	0.2929	8	6	0.2874	0.2839	●
3/8 - 27 UNS	10	7	0.3509	0.3556	8	6	0.3498	0.3462	●
7/16 - 24 UNS	10	7	0.4104	0.4153	8	6	0.4093	0.4055	●
7/16 - 27 UNS	10	7	0.4134	0.4181	8	6	0.4123	0.4087	●
1/2 - 27 UNS	10	7	0.4759	0.4807	8	6	0.4748	0.4711	●

※有●者備有庫存。  
● means we have the item in stock.

※無庫存及特殊品，歡迎訂製。  
No stock or special specifications are available on request.





## 限界螺紋栓(環)規 Fixed Limit Thread Plug (Ring) Gauges



螺紋栓規  
Thread Plug Gauges



螺紋環規  
Thread Ring Gauges

### UNS 美制特殊螺紋 Unified Special Thread ( 2A 2B )

單位: inch

規格 Specification	螺紋栓規 GP牙長 (mm) A	螺紋栓規 WP牙長 (mm) B	限界螺紋栓規2B Fixed Limit Thread Plug Gauges		螺紋環規 GR厚度 (mm) C	螺紋環規 WR厚度 (mm) D	限界螺紋環規2A Fixed Limit Thread Ring Gauges		限界螺紋栓環規 Fixed Limit Thread Plug (Ring) Gauges  ● 備有庫存 in stock
			GO PD	HI PD			GO PD	LO PD	
9/16 - 27 UNS	10	7	0.5384	0.5432	8	6	0.5376	0.5336	●
5/8 - 27 UNS	10	7	0.6009	0.6059	8	6	0.5998	0.5960	●
3/4 - 27 UNS	10	7	0.7259	0.7310	8	6	0.7247	0.7208	●
7/8 - 24 UNS	13	10	0.8479	0.8532	10	8	0.8467	0.8426	●
15/16 - 24 UNS	13	10	0.9104	0.9159	10	8	0.9091	0.9049	●
1 - 14 UNS	13	10	0.9536	0.9609	10	8	0.9519	0.9463	●
1 1/8 - 24 UNS	13	10	1.0979	1.1034	10	8	1.0966	1.0924	
1 1/4 - 24 UNS	13	10	1.2229	1.2285	10	8	1.2216	1.2173	
1 3/8 - 24 UNS	13	10	1.3479	1.3535	10	8	1.3466	1.3423	
1 1/2 - 24 UNS	13	10	1.4729	1.4787	10	8	1.4716	1.4672	
1 5/8 - 24 UNS	13	10	1.5979	1.6037	10	8	1.5966	1.5922	
1 3/4 - 18 UNS	17	13	1.7139	1.7205	15	10	1.7124	1.7073	
1 7/8 - 18 UNS	17	13	1.8389	1.8455	15	10	1.8374	1.8323	
2 - 18 UNS	17	13	1.9639	1.9706	15	10	1.9624	1.9573	
2 1/16 - 16 UNS	17	13	2.0219	2.0289	15	10	2.0203	2.0149	
2 3/16 - 16 UNS	17	13	2.1469	2.1539	15	10	2.1453	2.1399	
2 1/4 - 18 UNS	17	13	2.2139	2.2206	15	10	2.2124	2.2073	
2 5/16 - 16 UNS	17	13	2.2719	2.2791	15	10	2.2702	2.2647	
2 1/2 - 18 UNS	17	13	2.4639	2.4708	15	10	2.4623	2.4570	
2 3/4 - 18 UNS	17	13	2.7139	2.7208	15	10	2.7123	2.7070	
3 - 18 UNS	17	13	2.9639	2.9709	15	10	2.9623	2.9569	
3 1/4 - 18 UNS	17	13	3.2139	3.2209	15	10	3.2123	3.2069	
3 1/2 - 18 UNS	17	13	3.4639	3.4711	15	10	3.4622	3.4567	
3 3/4 - 18 UNS	17	13	3.7139	3.7211	15	10	3.7122	3.7067	
4 - 14 UNS	22	17	3.9536	3.9616	15	10	3.9518	3.9456	
4 1/4 - 14 UNS	22	17	4.2036	4.2116	15	10	4.2018	4.1956	
4 1/2 - 14 UNS	22	17	4.4536	4.4616	15	10	4.4518	4.4456	
4 3/4 - 14 UNS	22	17	4.7036	4.7119	15	10	4.7017	4.6953	
5 - 14 UNS	22	17	4.9536	4.9619	15	10	4.9517	4.9453	
5 1/4 - 14 UNS	22	17	5.2036	5.2119	15	10	5.2017	5.1953	
5 1/2 - 14 UNS	22	17	5.4536	5.4619	15	10	5.4517	5.4453	
5 3/4 - 14 UNS	22	17	5.7036	5.7121	15	10	5.7016	5.6951	
6 - 14 UNS	22	17	5.9536	5.9621	15	10	5.9516	5.9451	

※有●者備有庫存。  
● means we have the item in stock.

※無庫存及特殊品，歡迎訂製。  
No stock or special specifications are available on request.



# NEW TYPE OF RING GAUGES



新型環規使用方式與傳統固定式環規使用方式完全相同，不必再為了每次使用前需要調整而煩惱，可以降低人為誤差與環境誤差；並且約可以重複使用約 3 ~ 5 次。

新型螺紋環規彙集著傳統固定式環規與美制調整式環規的優點，已申請許多國家專利認可。

The purpose of inventing new type thread ring gauge:  
Traditional ring gauges, once worn, cannot be reuse.  
Therefore it reduce the cost.

Advantage of new type thread ring gauge:  
It's adjustable, reusable about 3 to 5 times and is difficult to deform.







## 限界螺紋栓(環)規 Fixed Limit Thread Plug (Ring) Gauges



螺紋栓規  
Thread Plug Gauges



螺紋環規  
Thread Ring Gauges

### BC 自轉車用 Bicycle : JIS B0225

單位: mm

規格 Specification	螺紋栓規 GP牙長 A	螺紋栓規 WP牙長 B	限界螺紋栓規 Fixed Limit Thread Plug Gauges		螺紋環規 GR厚度 C	螺紋環規 WR厚度 D	限界螺紋環規 Fixed Limit Thread Ring Gauges		限界螺紋栓環規 Fixed Limit Thread Plug (Ring) Gauges ● 備有庫存 in stock
			GO PD	HI PD			GO PD	LO PD	
			BC 5/16 $\Delta_1$ (crest) 26	10			7	7.425	
BC 3/8 $\Delta_1$ (crest) 26	10	7	9.015	9.140	8	6	8.995	8.880	●
BC 7/16 $\Delta_1$ (crest) 26	10	7	10.595	10.720	8	6	10.575	10.460	●
BC 1/2 $\Delta_1$ (crest) 20	17	13	12.025	12.160	10	8	12.005	11.880	●
BC 9/16 $\Delta_1$ (crest) 20	17	13	13.615	13.750	10	8	13.595	13.470	●
BC 5/8 $\Delta_1$ (crest) 20	17	13	15.205	15.340	10	8	15.185	15.060	●
BC 11/16 $\Delta_1$ (crest) 24左	17	13	16.906	17.040	10	8	16.882	16.760	●
BC 3/4 $\Delta_1$ (crest) 30	13	10	18.606	18.740	8	6	18.582	18.460	●
BC 31/32 $\Delta_1$ (crest) 30	13	10	24.166	24.300	8	6	24.142	24.020	●
BC 1 $\Delta_1$ (crest) 24	17	13	24.848	25.000	10	8	24.816	24.680	●
BC 1 1/8 $\Delta_1$ (crest) 26	13	10	28.063	28.215	10	8	28.031	27.895	●
BC 1 1/4 $\Delta_1$ (crest) 26	13	10	31.238	31.390	10	8	31.206	31.070	●
BC 1.37 $\Delta_1$ (crest) 24	17	13	34.248	34.410	10	8	34.216	34.070	●
BC 1.42 $\Delta_1$ (crest) 24	17	13	35.516	35.678	10	8	35.484	35.338	●
BC 1 7/16 $\Delta_1$ (crest) 24	17	13	35.958	36.120	10	8	35.926	35.780	●
BC 1.45 $\Delta_1$ (crest) 24	17	13	36.278	36.440	10	8	36.246	36.100	●
BC 1 9/16 $\Delta_1$ (crest) 24	17	13	39.138	39.300	10	8	39.106	38.960	●

### SM 針車用 Sewing Machine : JIS II級(class) (JIS B0226)

單位: mm

規格 Specification	螺紋栓規 GP牙長 A	螺紋栓規 WP牙長 B	限界螺紋栓規 Fixed Limit Thread Plug Gauges		螺紋環規 GR厚度 C	螺紋環規 WR厚度 D	限界螺紋環規 Fixed Limit Thread Ring Gauges		限界螺紋栓環規 Fixed Limit Thread Plug (Ring) Gauges ● 備有庫存 in stock
			GO PD	HI PD			GO PD	LO PD	
			SM 1/8 $\Delta_1$ (crest) 40	7			5	2.767	
SM 1/8 $\Delta_1$ (crest) 44	7	5	2.804	2.890	4	3	2.788	2.710	●
SM 1/8 $\Delta_1$ (crest) 48	7	5	2.835	2.921	4	3	2.819	2.725	●
SM 9/64 $\Delta_2$ (crest) 40	7	5	3.164	3.250	6	4	3.148	3.070	●
SM 11/64 $\Delta_1$ (crest) 40	7	5	3.958	4.054	6	4	3.942	3.854	●
SM 3/16 $\Delta_1$ (crest) 28	10	7	4.174	4.273	8	6	4.158	4.070	●
SM 15/64 $\Delta_1$ (crest) 28	10	7	5.368	5.474	8	6	5.352	5.254	●
SM 1/4 $\Delta_1$ (crest) 24	10	7	5.667	5.773	8	6	5.651	5.553	●
SM 1/4 $\Delta_1$ (crest) 28	10	7	5.765	5.871	8	6	5.749	5.651	●
SM 1/4 $\Delta_1$ (crest) 40	10	7	5.942	6.048	6	4	5.926	5.828	●
SM 9/32 $\Delta_1$ (crest) 20	13	10	6.323	6.439	10	8	6.307	6.199	●
SM 9/32 $\Delta_2$ (crest) 28	10	7	6.559	6.675	8	6	6.543	6.435	●

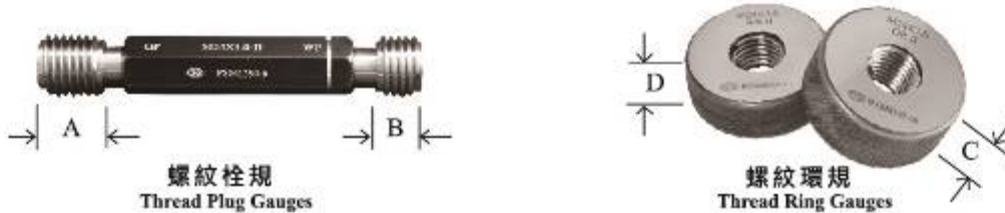
※有●者備有庫存。  
● means we have the item in stock.

※無庫存及特殊品，歡迎訂製。  
No stock or special specifications are available on request.





## 限界螺紋栓(環)規 Fixed Limit Thread Plug (Ring) Gauges



### SM 針車用 Sewing Machine : JIS II 級(class) (JIS B0226)

單位: mm

規格 Specification	螺紋栓規 GP牙長 A	螺紋栓規 WP牙長 B	限界螺紋栓規 Fixed Limit Thread Plug Gauges		螺紋環規 GR厚度 C	螺紋環規 WR厚度 D	限界螺紋環規 Fixed Limit Thread Ring Gauges		限界螺紋栓環規 Fixed Limit Thread Plug (Ring) Gauges ● 備有庫存 in stock
			GO PD	HI PD			GO PD	LO PD	
			SM 5/16 山(crest) 18	17			13	7.026	
SM 11/32 山(crest) 28	10	7	8.146	8.262	8	6	8.130	8.022	
SM 3/8 山(crest) 18	17	13	8.613	8.739	8	6	8.597	8.479	
SM 3/8 山(crest) 28	10	7	8.940	9.056	8	6	8.924	8.816	
SM 7/16 山(crest) 16	17	13	10.085	10.221	8	6	10.069	9.941	
SM 7/16 山(crest) 28	10	7	10.527	10.653	8	6	10.511	10.393	
SM 1/2 山(crest) 28	10	7	12.115	12.251	8	6	12.099	11.971	
SM 9/16 山(crest) 20	13	10	13.467	13.613	10	8	13.451	13.313	

### PS 英制管用平行螺紋 British Standard Parallel Pipe Thread : JIS B0254 附屬書(Annex). BS21. 單位: mm

規格 Specification	螺紋栓規 GP牙長 A	螺紋栓規 WP牙長 B	限界螺紋栓規 Fixed Limit Thread Plug Gauges		螺紋環規 GR厚度 C	螺紋環規 WR厚度 D	限界螺紋環規 Fixed Limit Thread Ring Gauges		限界螺紋栓環規 Fixed Limit Thread Plug (Ring) Gauges ● 備有庫存 in stock
			GO PD	HI PD			GO PD	LO PD	
			PS 1/8 山(crest) 28	10			7	9.083	
PS 1/4 山(crest) 19	13	10	12.209	12.401	10	8	12.193	11.991	●
PS 3/8 山(crest) 19	17	13	15.714	15.906	10	8	15.698	15.496	●
PS 1/2 山(crest) 14	22	17	19.661	19.933	15	10	19.645	19.413	●
PS 3/4 山(crest) 14	22	17	25.147	25.419	15	10	25.131	24.889	●
PS 1 山(crest) 11	25	17	31.598	31.778	22	15	31.582	31.320	●
PS 1 1/4 山(crest) 11	25	17	40.259	40.611	22	15	40.243	39.971	●
PS 1 1/2 山(crest) 11	25	17	46.153	46.504	22	15	46.135	45.864	●
PS 2 山(crest) 11	25	17	57.964	58.315	22	15	57.946	57.645	●
PS 2 1/2 山(crest) 11	25	17	73.494	73.925	22	15	73.476	73.185	
PS 3 山(crest) 11	25	17	86.196	86.625	22	15	86.174	85.845	
PS 3 1/2 山(crest) 11	25	17	98.642	99.071	22	15	98.620	98.291	
PS 4 山(crest) 11	25	17	111.343	111.771	22	15	111.319	110.981	
PS 5 山(crest) 11	25	17	136.743	137.171	22	15	136.719	136.361	
PS 6 山(crest) 11	25	17	162.145	162.571	22	15	162.117	161.761	
PS 8 山(crest) 11	25	17	212.848	213.471	22	15	212.814	212.411	

※有●者備有庫存。  
● means we have the item in stock.

※無庫存及特殊品，歡迎訂製。  
No stock or special specifications are available on request.





## 限界螺紋栓(環)規 Fixed Limit Thread Plug (Ring) Gauges



螺紋栓規  
Thread Plug Gauges



螺紋環規  
Thread Ring Gauges

**PF (G)管用平行螺紋 Parallel Pipe Thread : A級 (JIS B0254 附屬書(Annex), DIN259, ISO228 參考(reference)) 單位: mm**

規格 Specification	螺紋栓規 GP牙長 A	螺紋栓規 WP牙長 B	限界螺紋栓規A Fixed Limit Thread Plug Gauges		螺紋環規 GR厚度 C	螺紋環規 WR厚度 D	限界螺紋環規A Fixed Limit Thread Ring Gauges		限界螺紋栓環規 Fixed Limit Thread Plug (Ring) Gauges ● 備有庫存 in stock
			GO PD	HI PD			GO PD	LO PD	
PF 1/8 $\Delta_1$ (crest) 28	10	7	9.151	9.254	8	6	9.135	9.040	●
PF 1/4 $\Delta_1$ (crest) 19	13	10	12.306	12.426	10	8	12.286	12.176	●
PF 3/8 $\Delta_1$ (crest) 19	17	13	15.811	15.931	10	8	15.791	15.681	●
PF 1/2 $\Delta_1$ (crest) 14	22	17	19.798	19.935	15	10	19.778	19.651	●
PF 5/8 $\Delta_1$ (crest) 14	22	17	21.754	21.891	15	10	21.734	21.607	●
PF 3/4 $\Delta_1$ (crest) 14	22	17	25.284	25.421	15	10	25.264	25.137	●
PF 7/8 $\Delta_1$ (crest) 14	22	17	29.044	29.181	15	10	29.024	28.897	●
PF 1 $\Delta_1$ (crest) 11	25	17	31.775	31.950	22	15	31.755	31.590	●
PF 1 1/4 $\Delta_1$ (crest) 11	25	17	40.436	40.611	22	15	40.416	40.251	●
PF 1 1/2 $\Delta_1$ (crest) 11	25	17	46.330	46.504	22	15	46.306	46.144	●
PF 2 $\Delta_1$ (crest) 11	25	17	58.141	58.315	22	15	58.117	57.955	●
PF 2 1/2 $\Delta_1$ (crest) 11	25	17	73.711	73.922	22	15	73.687	73.488	●
PF 3 $\Delta_1$ (crest) 11	25	17	86.412	86.622	22	15	86.384	86.188	●
PF 4 $\Delta_1$ (crest) 11	25	17	111.559	111.768	22	15	111.527	111.334	●
PF 5 $\Delta_1$ (crest) 11	25	17	136.959	137.168	22	15	136.927	136.734	●
PF 6 $\Delta_1$ (crest) 11	25	17	162.360	162.568	22	15	162.324	162.134	●
PF 8 $\Delta_1$ (crest) 11	25	17	213.162	213.469	22	15	213.118	212.833	●
PF 10 $\Delta_1$ (crest) 11	25	17	263.963	264.269	22	15	263.915	263.633	●
PF 12 $\Delta_1$ (crest) 11	25	17	314.765	315.148	22	15	314.709	314.354	●

## 美制管用螺紋規

American Standard Parallel Pipe Thread Gauges

**NPSM 美制管用平行螺紋 American Standard Parallel Pipe Thread : 2B 2A (ANSI B2.1) 單位: inch**

規格 Specification	螺紋栓規 GP牙長 (mm) A	螺紋栓規 WP牙長 (mm) B	限界螺紋栓規2B Fixed Limit Thread Plug Gauges		螺紋環規 GR厚度 (mm) C	螺紋環規 WR厚度 (mm) D	限界螺紋環規2A Fixed Limit Thread Ring Gauges		限界螺紋栓環規 Fixed Limit Thread Plug (Ring) Gauges ● 備有庫存 in stock
			GO PD	HI PD			GO PD	LO PD	
NPSM 1/8 - 27	10	7	0.3736	0.3683	8	6	0.3725	0.3689	●
NPSM 1/4 - 18	13	10	0.4916	0.4974	10	8	0.4903	0.4859	●
NPSM 3/8 - 18	17	13	0.6270	0.6329	10	8	0.6256	0.6211	●
NPSM 1/2 - 14	22	17	0.7784	0.7851	15	10	0.7769	0.7718	●
NPSM 3/4 - 14	22	17	0.9889	0.9958	15	10	0.9873	0.9820	●
NPSM 1 - 11 1/2	25	17	1.2386	1.2462	22	15	1.2369	1.2311	●
NPSM 1 1/4 - 11 1/2	25	17	1.5834	1.5912	22	15	1.5816	1.5756	●
NPSM 1 1/2 - 11 1/2	25	17	1.8223	1.8302	22	15	1.8205	1.8144	●
NPSM 2 - 11 1/2	25	17	2.2963	2.3044	22	15	2.2944	2.2882	●
NPSM 2 1/2 - 8	32	22	2.7622	2.7720	28	22	2.7600	2.7526	●
NPSM 3 - 8	32	22	3.3885	3.3984	28	22	3.3862	3.3786	●
NPSM 4 - 8	32	22	4.3871	4.3971	28	22	4.3848	4.3771	●
NPSM 5 - 8	32	22	5.4493	5.4598	28	22	5.4469	5.4390	●
NPSM 6 - 8	32	22	6.5060	6.5165	28	22	6.5036	6.4955	●

※有●者備有庫存。

● means we have the item in stock.

※無庫存及特殊品，歡迎訂製。

No stock or special specifications are available on request.





## 美制管用螺紋規

American Standard Taper Pipe Thread Gauges



### NPT 美制管用斜度螺紋規 American Standard Taper Pipe Thread Gauges : ANSI B2.1

規格 Specification	基準徑位置 Position of gage diameter		● 備有庫存 in stock
	OD	PD	
NPT 1/8 - 27	0.39827	0.37360	●
NPT 1/4 - 18	0.52863	0.49163	●
NPT 3/8 - 18	0.66402	0.62701	●
NPT 1/2 - 14	0.82600	0.77843	●
NPT 3/4 - 14	1.03644	0.98887	●
NPT 1 - 11 1/2	1.29654	1.23863	●
NPT 1 1/4 - 11 1/2	1.64129	1.58338	●
NPT 1 1/2 - 11 1/2	1.88025	1.82234	●
NPT 2 - 11 1/2	2.35418	2.29627	●
NPT 2 1/2 - 8	2.84541	2.76216	●
NPT 3 - 8	3.47175	3.38850	●
NPT 3 1/2 - 8	3.97207	3.88881	●
NPT 4 - 8	4.47038	4.38712	●
NPT 5 - 8	5.53255	5.44929	
NPT 6 - 8	6.58922	6.50597	
NPT 8 - 8	8.58328	8.50003	
NPT 10 - 8	10.70419	10.62094	
NPT 12 - 8	12.70107	12.61781	
NPT 14 - 8 OD	13.95588	13.87262	
NPT 16 - 8 OD	15.95900	15.87575	
NPT 18 - 8 OD	17.95825	17.87500	
NPT 20 - 8 OD	19.95357	19.87031	
NPT 24 - 8 OD	23.94419	23.86094	

※有●者備有庫存。  
● means we have the item in stock.

※無庫存及特殊品，歡迎訂製。  
No stock or special specifications are available on request.






## 美制管用螺紋規

American Standard Taper Pipe Thread Gauges



### NPTF 美制管用氣密螺紋栓規(3-STEP): ANSI B1. 20. 5 American Standard Dry Seal Taper Pipe Thread Plug Gauges

規格 Specification		基準徑位置 Position of gauge diameter PD	● 備有庫存 in stock
L1	L3		
1/16 - 27 NPTF - L1	1/16 - 27 NPTF - L3	0.28118	●
1/8 - 27 NPTF - L1	1/8 - 27 NPTF - L3	0.37360	●
1/4 - 18 NPTF - L1	1/4 - 18 NPTF - L3	0.49163	●
3/8 - 18 NPTF - L1	3/8 - 18 NPTF - L3	0.62701	●
1/2 - 14 NPTF - L1	1/2 - 14 NPTF - L3	0.77843	●
3/4 - 14 NPTF - L1	3/4 - 14 NPTF - L3	0.98887	●
1 - 11.5 NPTF - L1	1 - 11.5 NPTF - L3	1.23863	●
1 1/4 - 11.5 NPTF - L1	1 1/4 - 11.5 NPTF - L3	1.58338	●
1 1/2 - 11.5 NPTF - L1	1 1/2 - 11.5 NPTF - L3	1.82234	●
2 - 11.5 NPTF - L1	2 - 11.5 NPTF - L3	2.29627	●
2 1/2 - 8 NPTF - L1	2 1/2 - 8 NPTF - L3	2.76216	●
3 - 8 NPTF - L1	3 - 8 NPTF - L3	3.38850	●



### NPTF 美制管用氣密栓規(6-STEP): ANSI B1. 20. 5 American Standard Dry Seal Taper Pipe Plug Gauges

規格 Specification	基準徑位置 Position of gauge diameter OD	● 備有庫存 in stock
1/16 - 27 NPTF	0.2391	●
1/8 - 27 NPTF	0.3315	●
1/4 - 18 NPTF	0.4276	●
3/8 - 18 NPTF	0.5622	●
1/2 - 14 NPTF	0.6918	●
3/4 - 14 NPTF	0.9010	●
1 - 11.5 NPTF	1.1324	●
1 1/4 - 11.5 NPTF	1.4759	●
1 1/2 - 11.5 NPTF	1.7149	●
2 - 11.5 NPTF	2.1878	●
2 1/2 - 8 NPTF	2.6016	●
3 - 8 NPTF	3.2227	●

※有●者備有庫存。  
● means we have the item in stock.

※無庫存及特殊品，歡迎訂製。  
No stock or special specifications are available on request.





## 美制管用螺紋規

American Standard Taper Pipe Thread Gauges



### NPTF 美制管用氣密螺紋環規(3-STEP): ANSI B1. 20. 5

American Standard Dry Seal Taper Pipe Thread Ring Gauges

規格 Specification		基準徑位置 Position of gauge diameter PD	● 備有庫存 in stock
L1	L2		
1/16 - 27 NPTF - L1	1/16 - 27 NPTF - L2	0.28118	●
1/8 - 27 NPTF - L1	1/8 - 27 NPTF - L2	0.37360	●
1/4 - 18 NPTF - L1	1/4 - 18 NPTF - L2	0.49163	●
3/8 - 18 NPTF - L1	3/8 - 18 NPTF - L2	0.62701	●
1/2 - 14 NPTF - L1	1/2 - 14 NPTF - L2	0.77843	●
3/4 - 14 NPTF - L1	3/4 - 14 NPTF - L2	0.98887	●
1 - 11.5 NPTF - L1	1 - 11.5 NPTF - L2	1.23863	●
1 1/4 - 11.5 NPTF - L1	1 1/4 - 11.5 NPTF - L2	1.58338	●
1 1/2 - 11.5 NPTF - L1	1 1/2 - 11.5 NPTF - L2	1.82234	●
2 - 11.5 NPTF - L1	2 - 11.5 NPTF - L2	1.29627	●
2 1/2 - 8 NPTF - L1	2 1/2 - 8 NPTF - L2	2.76216	
3 - 8 NPTF - L1	3 - 8 NPTF - L2	3.38850	



### NPTF 美制管用氣密環規(6-STEP): ANSI B1. 20. 5

American Standard Dry Seal Taper Pipe Ring Gauges

規格 Specification	基準徑位置 Position of gauge diameter OD	● 備有庫存 in stock
1/16 - 27 NPTF	0.3126	●
1/8 - 27 NPTF	0.4051	●
1/4 - 18 NPTF	0.5419	●
3/8 - 18 NPTF	0.6769	●
1/2 - 14 NPTF	0.8451	●
3/4 - 14 NPTF	1.0551	●
1 - 11.5 NPTF	1.3212	●
1 1/4 - 11.5 NPTF	1.6662	●
1 1/2 - 11.5 NPTF	1.9062	●
2 - 11.5 NPTF	2.3812	●
2 1/2 - 8 NPTF	2.8851	
3 - 8 NPTF	3.5101	

※有●者備有庫存。  
● means we have the item in stock.

※無庫存及特殊品，歡迎訂製。  
No stock or special specifications are available on request.




詮豐精密工具有限公司

CHUANHONG PRECISION TOOL CO., LTD.





## 管用斜度螺紋規 Taper Pipe Thread Gauges



PT 英制管用斜度螺紋規：JIS B0253 附屬書(Annex). BS21  
British Standard Taper Pipe Thread Gauge

規格 Specification	基準徑位置 (Position of gauge diameter)		● 備有庫存 in stock
	OD	PD	
PT 1/8 $\Delta_1$ (crest) 28	9.728	9.147	●
PT 1/4 $\Delta_1$ (crest) 19	13.157	12.301	●
PT 3/8 $\Delta_1$ (crest) 19	16.662	15.806	●
PT 1/2 $\Delta_1$ (crest) 14	20.955	19.793	●
PT 3/4 $\Delta_1$ (crest) 14	26.441	25.279	●
PT 1 $\Delta_1$ (crest) 11	33.249	31.770	●
PT 1 1/4 $\Delta_1$ (crest) 11	41.910	40.431	●
PT 1 1/2 $\Delta_1$ (crest) 11	47.803	46.324	●
PT 2 $\Delta_1$ (crest) 11	59.614	58.135	●
PT 2 1/2 $\Delta_1$ (crest) 11	75.184	73.705	●
PT 3 $\Delta_1$ (crest) 11	87.884	86.405	●
PT 3 1/2 $\Delta_1$ (crest) 11	100.330	98.851	●
PT 4 $\Delta_1$ (crest) 11	113.030	111.551	●
PT 5 $\Delta_1$ (crest) 11	138.430	136.951	●
PT 6 $\Delta_1$ (crest) 11	163.830	162.351	●

R (Rc/Rp) 管用斜度螺紋規：JIS B0253. ISO7/2  
Taper Pipe Thread Gauges

規格 Specification	基準徑位置 (Position of gauge diameter)		● 備有庫存 in stock
	OD	PD	
R 1/16 $\Delta_1$ (crest) 28	7.723	7.142	●
R 1/8 $\Delta_1$ (crest) 28	9.728	9.147	●
R 1/4 $\Delta_1$ (crest) 19	13.157	12.301	●
R 3/8 $\Delta_1$ (crest) 19	16.662	15.806	●
R 1/2 $\Delta_1$ (crest) 14	20.955	19.793	●
R 3/4 $\Delta_1$ (crest) 14	26.441	25.279	●
R 1 $\Delta_1$ (crest) 11	33.249	31.770	●
R 1 1/4 $\Delta_1$ (crest) 11	41.910	40.431	●
R 1 1/2 $\Delta_1$ (crest) 11	47.803	46.324	●
R 2 $\Delta_1$ (crest) 11	59.614	58.135	●
R 2 1/2 $\Delta_1$ (crest) 11	75.184	73.705	●
R 3 $\Delta_1$ (crest) 11	87.884	86.405	●
R 4 $\Delta_1$ (crest) 11	113.030	111.551	●
R 5 $\Delta_1$ (crest) 11	138.430	136.951	●
R 6 $\Delta_1$ (crest) 11	163.830	162.351	●

● 者備有庫存。  
● means we have the item in stock.

※無庫存及特殊品，歡迎訂製。  
No stock or special specifications are available on request.



## 螺帽檢測規 Concentricity Thread Plug Gauges



### M 公制螺紋 Metric Thread

單位: mm

規格 Specification	全長 A	牙長 B	柄長 C	頸長 D	手柄 G	GP=D2+X X=	NP=D2+X X=	斜度 X/1 mm	3P= mm	13P= mm	● 備有庫存 in stock
M 3 X 0.5	90	10.0	8	6.0	18.0	0	0.1090	0.02180	1.50	6.50	●
M 4 X 0.7	90	14.0	8	6.0	18.0	0	0.1270	0.01814	2.10	9.10	●
M 5 X 0.8	90	16.0	8	6.0	18.0	0	0.1340	0.01675	2.40	10.40	●
M 6 X 1.0	90	20.0	8	6.0	18.0	0	0.1610	0.01610	3.00	13.00	●
M 8 X 1.0	95	20.0	8	6.0	18.0	0	0.1610	0.01610	3.00	13.00	●
M 8 X 1.25	95	25.0	8	6.0	18.0	0	0.1710	0.01368	3.75	16.25	●
M 10 X 1.0	95	20.0	10	8.0	20.0	0	0.1610	0.01610	3.00	13.00	●
M 10 X 1.25	95	25.0	10	8.0	20.0	0	0.1710	0.01368	3.75	16.25	●
M 10 X 1.5	95	30.0	10	8.0	20.0	0	0.1910	0.01273	4.50	19.50	●
M 12 X 1.0	110	20.0	13	9.0	25.0	0	0.1710	0.01710	3.00	13.00	●
M 12 X 1.25	110	25.0	13	9.0	25.0	0	0.1910	0.01528	3.75	16.25	●
M 12 X 1.5	110	30.0	13	9.0	25.0	0	0.2010	0.01340	4.50	19.50	●
M 12 X 1.75	110	35.0	13	9.0	25.0	0	0.2110	0.01206	5.25	22.75	●
M 14 X 1.0	120	20.0	13	9.0	25.0	0	0.1710	0.01710	3.00	13.00	●
M 14 X 1.5	120	30.0	13	9.0	25.0	0	0.2010	0.01340	4.50	19.50	●
M 14 X 2.0	120	40.0	13	9.0	25.0	0	0.2260	0.01130	6.00	26.00	●
M 16 X 1.5	120	30.0	13	9.0	25.0	0	0.2010	0.01340	4.50	19.50	●
M 16 X 2.0	120	40.0	13	9.0	25.0	0	0.2260	0.01130	6.00	26.00	●
M 18 X 1.5	130	30.0	16	10.0	25.0	0	0.2010	0.01340	4.50	19.50	●
M 18 X 2.0	130	40.0	16	10.0	25.0	0	0.2260	0.01130	6.00	26.00	●
M 18 X 2.5	130	50.0	16	10.0	25.0	0	0.2380	0.00952	7.50	32.50	●
M 20 X 1.5	130	30.0	16	10.0	25.0	0	0.2010	0.01340	4.50	19.50	●
M 20 X 2.0	130	40.0	16	10.0	25.0	0	0.2260	0.01130	6.00	26.00	●
M 20 X 2.5	130	50.0	16	10.0	25.0	0	0.2380	0.00952	7.50	32.50	●
M 22 X 1.5	145	30.0	16	10.0	25.0	0	0.2010	0.01340	4.50	19.50	●
M 22 X 2.0	145	40.0	16	10.0	25.0	0	0.2260	0.01130	6.00	26.00	●
M 22 X 2.5	145	50.0	16	10.0	25.0	0	0.2380	0.00952	7.50	32.50	●
M 24 X 1.5	145	30.0	16	10.0	25.0	0	0.2110	0.01407	4.50	19.50	●
M 24 X 2.0	145	40.0	16	10.0	25.0	0	0.2380	0.01190	6.00	26.00	●
M 24 X 3.0	145	60.0	16	10.0	25.0	0	0.2790	0.00930	9.00	39.00	●

※有●者備有庫存。  
● means we have the item in stock.

※無庫存及特殊品，歡迎訂製。  
No stock or special specifications are available on request.





## 螺帽檢測規 Concentricity Thread Plug Gauges



### UNC 美制粗螺紋 Unified Coarse Thread

單位: mm

規格 Specification	全長 A	牙長 B	柄長 C	頸長 D	手柄 G	GP=D2+X X=	NP=D2+X X=	斜度 X/1 mm	3P= mm	13P= mm	● 備有庫存 in stock
1/4 - 20 UNC	90	25.40	8.0	6.0	18.0	0	0.1240	0.00976	3.810	16.510	
5/16 - 18 UNC	95	28.22	8.0	6.0	18.0	0	0.1340	0.00950	4.233	18.344	
3/8 - 16 UNC	95	31.75	10.0	8.0	20.0	0	0.1440	0.00907	4.763	20.638	
7/16 - 14 UNC	95	36.29	13.0	9.0	25.0	0	0.1540	0.00849	5.443	23.586	
1/2 - 13 UNC	110	39.08	13.0	9.0	25.0	0	0.1650	0.00845	5.862	25.400	
9/16 - 12 UNC	120	42.33	13.0	9.0	25.0	0	0.1730	0.00819	6.350	27.517	
5/8 - 11 UNC	120	46.18	13.0	9.0	25.0	0	0.1830	0.00901	6.927	30.018	
3/4 - 10 UNC	130	50.80	16.0	10.0	25.0	0	0.1950	0.00768	7.620	33.020	
7/8 - 9 UNC	145	56.44	16.0	10.0	25.0	0	0.2080	0.00737	8.467	36.689	
1 - 8 UNC	145	63.50	16.0	10.0	25.0	0	0.2230	0.00702	9.525	41.275	

### UNF 美制細螺紋 Unified Fine Thread

單位: mm

規格 Specification	全長 A	牙長 B	柄長 C	頸長 D	手柄 G	GP=D2+X X=	NP=D2+X X=	斜度 X/1 mm	3P= mm	13P= mm	● 備有庫存 in stock
1/4 - 28UNF	90	18.14	8.0	6.0	18.0	0	0.1080	0.01190	2.721	11.793	
5/16 - 24UNF	95	21.17	8.0	6.0	18.0	0	0.1220	0.01153	3.175	13.758	
3/8 - 24UNF	95	21.17	10.0	8.0	20.0	0	0.1240	0.01172	3.175	13.758	
7/16 - 20UNF	95	25.40	13.0	9.0	25.0	0	0.1370	0.01079	3.810	16.510	
1/2 - 20UNF	110	25.40	13.0	9.0	25.0	0	0.1420	0.01118	3.810	16.510	
9/16 - 18UNF	120	28.22	13.0	9.0	25.0	0	0.1490	0.01056	4.233	18.344	
5/8 - 18UNF	120	28.22	13.0	9.0	25.0	0	0.1520	0.01077	4.233	18.344	
3/4 - 16UNF	130	31.75	16.0	10.0	25.0	0	0.1640	0.01059	4.763	20.638	
7/8 - 14UNF	145	36.29	16.0	10.0	25.0	0	0.1780	0.00981	5.443	23.586	
1 - 12UNF	145	42.33	16.0	10.0	25.0	0	0.1920	0.00909	6.350	27.517	


※有●者備有庫存。  
● means we have the item in stock.

※無庫存及特殊品，歡迎訂製。  
No stock or special specifications are available on request.



## 螺帽內徑檢測規

Concentricity Plug Gauges



### M 公制螺紋 Metric Thread

單位: mm

規格 Specification	全長 A	牙長 B	柄長 C	頸長 D	手柄 G	小端徑 MN	大端徑 MX	斜度 X/1 mm	內徑最小 mm	● 備有庫存 in stock
M 3 X 0.5	90	25	8	6.0	18.0	2.360	2.860	0.020	2.460	●
M 4 X 0.7	90	25	8	6.0	18.0	3.140	3.640	0.020	3.240	●
M 5 X 0.8	90	25	8	6.0	18.0	4.030	4.530	0.020	4.134	●
M 6 X 1.0	90	25	8	6.0	18.0	4.820	5.320	0.020	4.920	●
M 8 X 1.0	95	30	8	6.0	18.0	6.820	7.420	0.020	6.920	
M 8 X 1.25	95	30	8	6.0	18.0	6.540	7.140	0.020	6.650	●
M 10 X 1.0	95	35	10	8.0	20.0	8.820	9.520	0.020	8.920	
M 10 X 1.25	95	35	10	8.0	20.0	8.540	9.240	0.020	8.650	●
M 10 X 1.5	95	35	10	8.0	20.0	8.280	8.980	0.020	8.380	●
M 12 X 1.0	110	40	13	9.0	25.0	10.800	11.600	0.020	10.920	
M 12 X 1.25	110	40	13	9.0	25.0	10.520	11.320	0.020	10.650	
M 12 X 1.5	110	40	13	9.0	25.0	10.260	11.060	0.020	10.380	
M 12 X 1.75	110	40	13	9.0	25.0	9.980	10.780	0.020	10.110	●
M 14 X 1.0	120	45	13	9.0	25.0	12.800	13.700	0.020	12.920	
M 14 X 1.5	120	45	13	9.0	25.0	12.250	13.150	0.020	12.380	
M 14 X 2.0	120	45	13	9.0	25.0	11.720	12.620	0.020	11.840	
M 16 X 1.5	120	45	13	9.0	25.0	14.250	15.150	0.020	14.380	
M 16 X 2.0	120	45	13	9.0	25.0	13.720	14.620	0.020	13.840	
M 18 X 1.5	130	50	16	10.0	25.0	16.250	17.250	0.020	16.380	
M 18 X 2.0	130	50	16	10.0	25.0	15.720	16.720	0.020	15.840	
M 18 X 2.5	130	50	16	10.0	25.0	15.180	16.180	0.020	15.300	
M 20 X 1.5	130	50	16	10.0	25.0	18.250	19.250	0.020	18.380	
M 20 X 2.0	130	50	16	10.0	25.0	17.720	17.720	0.020	17.840	
M 20 X 2.5	130	50	16	10.0	25.0	17.180	18.180	0.020	17.300	
M 22 X 1.5	145	50	16	10.0	25.0	20.250	21.250	0.020	20.380	
M 22 X 2.0	145	50	16	10.0	25.0	19.720	20.720	0.020	19.840	
M 22 X 2.5	145	50	16	10.0	25.0	19.180	20.180	0.020	19.300	
M 24 X 1.5	145	50	16	10.0	25.0	22.250	23.250	0.020	22.380	
M 24 X 2.0	145	50	16	10.0	25.0	21.720	22.720	0.020	21.840	
M 24 X 3.0	145	50	16	10.0	25.0	20.630	21.630	0.020	20.750	

※有●者備有庫存。  
● means we have the item in stock.

※無庫存及特殊品，歡迎訂製。  
No stock or special specifications are available on request.





## 螺帽內徑檢測規 Concentricity Plug Gauges



### UNC 美制粗螺紋 Unified Coarse Thread

單位: mm

規格 Specification	全長 A	牙長 B	柄長 C	頸長 D	手柄 G	小端徑 MN	大端徑 MX	斜度 X/1 mm	內徑最小 mm	● 備有庫存 in stock
1/4 - 20 UNC	90	25	8.0	6.0	18.0	4.880	5.380	0.020	4.980	
5/16 - 18 UNC	95	30	8.0	6.0	18.0	6.310	6.910	0.020	6.410	
3/8 - 16 UNC	95	35	10.0	8.0	20.0	7.700	8.400	0.020	7.810	
7/16 - 14 UNC	95	35	13.0	9.0	25.0	9.030	9.730	0.020	9.150	
1/2 - 13 UNC	110	40	13.0	9.0	25.0	10.470	11.270	0.020	10.590	
9/16 - 12 UNC	120	45	13.0	9.0	25.0	11.880	12.780	0.020	12.000	
5/8 - 11 UNC	120	45	13.0	9.0	25.0	13.260	14.160	0.020	13.380	
3/4 - 10 UNC	130	50	16.0	10.0	25.0	16.180	17.180	0.020	16.300	
7/8 - 9 UNC	145	50	16.0	10.0	25.0	19.050	20.050	0.020	19.170	
1 - 8 UNC	145	50	16.0	10.0	25.0	21.850	22.850	0.020	21.970	

### UNF 美制細螺紋 Unified Fine Thread

單位: mm

規格 Specification	全長 A	牙長 B	柄長 C	頸長 D	手柄 G	小端徑 MN	大端徑 MX	斜度 X/1 mm	內徑最小 mm	● 備有庫存 in stock
1/4 - 28UNF	90	25	8.0	6.0	18.0	5.270	5.770	0.020	5.370	
5/16 - 24UNF	95	30	8.0	6.0	18.0	6.690	7.290	0.020	6.790	
3/8 - 24UNF	95	35	10.0	8.0	20.0	8.280	8.980	0.020	8.380	
7/16 - 20UNF	95	35	13.0	9.0	25.0	9.620	10.320	0.020	9.740	
1/2 - 20UNF	110	40	13.0	9.0	25.0	11.210	12.010	0.020	11.330	
9/16 - 18UNF	120	45	13.0	9.0	25.0	12.640	13.540	0.020	12.760	
5/8 - 18UNF	120	45	13.0	9.0	25.0	14.230	15.130	0.020	14.350	
3/4 - 16UNF	130	50	16.0	10.0	25.0	17.210	18.210	0.020	17.330	
7/8 - 14UNF	145	50	16.0	10.0	25.0	20.140	21.140	0.020	20.260	
1 - 12UNF	145	50	16.0	10.0	25.0	22.990	23.990	0.020	23.110	


※有●者備有庫存。  
● means we have the item in stock.

※無庫存及特殊品，歡迎訂製。  
No stock or special specifications are available on request.



## 管用螺紋同心規(工作用)

### Concentricity Taper Pipe Thread Plug Gauges ( Working )



### PT 英制管用螺紋 British Standard Taper Pipe Thread

單位: mm

規格 Specification	A	B	C	D	L	中徑小端 MN	中徑大端 MX	● 備有庫存 in stock
PT 1/8 - 28	25	10.5	10	6.0	120	8.576	9.232	●
PT 1/4 - 19	28	12.5	14	8.0	140	11.645	12.426	●
PT 3/8 - 19	28	12.5	18	10.0	150	15.150	15.931	●
PT 1/2 - 14	30	14.0	22	12.0	160	19.087	19.962	●
PT 3/4 - 14	30	14.0	26	14.0	160	24.575	25.450	●
PT 1 - 11	43	17.0	32	16.0	170	30.924	31.986	●
PT 1 1/4 - 11	38	21.0	42	18.0	180	39.334	40.647	●
PT 1 1/2 - 11	38	21.0	48	20.0	200	45.230	46.542	●
PT 2 - 11	40	23.0	60	20.0	200	56.915	58.352	●

### NPT 美制管用螺紋 American Standard Taper Pipe Thread

單位: mm

規格 Specification	A	B	C	D	L	中徑小端 MN	中徑大端 MX	● 備有庫存 in stock
NPT 1/8 - 27	25	10.5	10	6.0	120	8.921	9.577	●
NPT 1/4 - 18	28	12.5	14	8.0	140	11.838	12.619	●
NPT 3/8 - 18	28	12.5	18	10.0	150	15.277	16.058	●
NPT 1/2 - 14	30	14.0	22	12.0	160	19.067	19.942	●
NPT 3/4 - 14	30	14.0	26	14.0	160	24.412	25.287	●
NPT 1 - 11.5	43	17.0	32	16.0	170	30.605	31.668	●
NPT 1 1/4 - 11.5	38	21.0	42	18.0	180	39.113	40.425	●
NPT 1 1/2 - 11.5	38	21.0	48	20.0	200	45.169	46.481	●
NPT 2 - 11.5	40	23.0	60	20.0	200	27.095	58.532	●

※有●者備有庫存。  
● means we have the item in stock.

※無庫存及特殊品，歡迎訂製。  
No stock or special specifications are available on request.





## 管用螺紋同心規(檢查用)

### Concentricity Taper Pipe Thread Plug Gauges ( Inspection )



#### PT 英制管用螺紋 British Standard Taper Pipe Thread

單位：mm

規格 Specification	A	B	C	D	E	中徑小端 MN	中徑大端 MX	● 備有庫存 in stock
PT 1/8 - 28	25	10.5	10	6.0	15	8.576	9.232	●
PT 1/4 - 19	28	12.5	14	8.0	15	11.645	12.426	●
PT 3/8 - 19	28	12.5	18	10.0	15	15.150	15.931	●
PT 1/2 - 14	30	14.0	22	12.0	15	19.087	19.962	●
PT 3/4 - 14	30	14.0	26	14.0	15	24.575	25.450	●
PT 1 - 11	43	17.0	32	16.0	20	30.924	31.986	●
PT 1 1/4 - 11	38	21.0	42	18.0	20	39.334	40.647	●
PT 1 1/2 - 11	38	21.0	48	20.0	20	45.230	46.542	●
PT 2 - 11	40	23.0	60	20.0	20	56.915	58.352	●

#### NPT 美制管用螺紋 American Standard Taper Pipe Thread

單位：mm

規格 Specification	A	B	C	D	E	中徑小端 MN	中徑大端 MX	● 備有庫存 in stock
NPT 1/8 - 27	25	10.5	10	6.0	15	8.921	9.577	●
NPT 1/4 - 18	28	12.5	14	8.0	15	11.838	12.619	●
NPT 3/8 - 18	28	12.5	18	10.0	15	15.277	16.058	●
NPT 1/2 - 14	30	14.0	22	12.0	15	19.067	19.942	●
NPT 3/4 - 14	30	14.0	26	14.0	20	24.412	25.287	●
NPT 1 - 11.5	43	17.0	32	16.0	20	30.605	31.668	●
NPT 1 1/4 - 11.5	38	21.0	42	18.0	20	39.113	40.425	●
NPT 1 1/2 - 11.5	38	21.0	48	20.0	20	45.169	46.481	●
NPT 2 - 11.5	40	23.0	60	20.0	20	27.095	58.532	●

● 有 ● 者備有庫存。  
● means we have the item in stock.

※無庫存及特殊品，歡迎訂製。  
No stock or special specifications are available on request.

## THREAD CHECKING INSTRUMENTS



1. 量測螺帽的傾斜度  
Measurement of the inclination of the nut.
2. 判斷螺帽的有效徑  
Analyzing the effective diameter of the nut.
3. 判斷螺帽熱處理的變形量  
To determine the amount of deformation of the nut heat treatment.
4. 判斷螺帽鍍膜的膜厚  
To determine coating thickness of nut.
5. 使用螺絲攻精度選別之參考  
Use the screw attack precision sorting of reference.
6. 量測螺絲的真圓度與真直度  
Measuring screw roundness and straightness.

配件A




配件B



配件C



配件D



配合特殊配件量測  
With special accessories  
measurement

1. 螺絲與螺帽外六角之偏心率  
Screw and hex nuts of eccentricity.
2. 外徑與內徑之同心度  
Concentric outer and inner diameter.
3. 量測三通的真直度  
To measurement three links of straightness.
4. 量測彎頭的直角度  
To measurement of a straight the angle of bend.

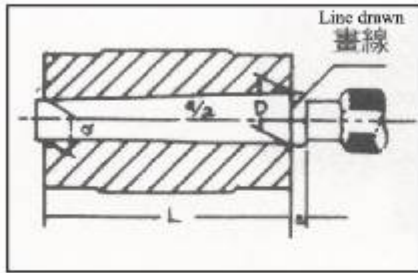




## 各種斜度規 Morse Taper Gauges

### 莫氏推拔(Morse Taper) M.T

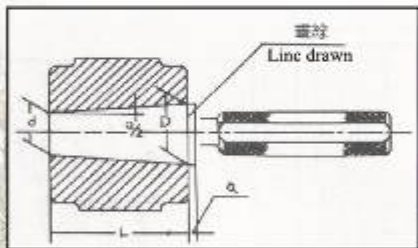
單位: mm



產品編號 Serial No.	推拔 Taper	半角(a/2) Half Angle	推拔部(Taper Shank)				備有庫存 in stock	
			D	d	L	a		
M.T - 0	1/19.212	0.052050	1°29'27"	9.045	6.401	50.8	3.2	●
M.T - 1	1/20.047	0.049882	1°25'43"	12.065	9.371	54.0	3.5	●
M.T - 2	1/20.020	0.049951	1°25'50"	17.780	14.533	65.0	4.0	●
M.T - 3	1/19.922	0.050196	1°26'16"	23.825	19.759	81.0	4.5	●
M.T - 4	1/19.254	0.051938	1°29'15"	31.267	25.907	103.2	5.3	●
M.T - 5	1/19.002	0.052626	1°30'26"	44.399	37.468	131.7	6.3	●
M.T - 6	1/19.180	0.052138	1°29'36"	63.348	53.749	184.1	7.9	●
M.T - 7	1/19.231	0.052000	1°29'22"	83.058	69.850	254.0	9.5	●

### 推拔(Taper) 7/24 N.T

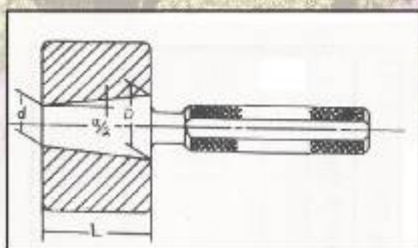
單位: mm



產品編號 Serial No.	推拔 Taper	半角(a/2) Half Angle	推拔部(Taper Shank)				備有庫存 in stock
			D	d	L	a	
N.T - 05	7/24	8°17'50"	12.700	7.607	17.4625	3.2	●
N.T - 10	7/24	8°17'50"	12.875	9.393	22.2250	3.2	●
N.T - 15	7/24	8°17'50"	19.050	11.179	26.9875	4.8	●
N.T - 20	7/24	8°17'50"	22.225	12.502	33.3375	4.8	●
N.T - 25	7/24	8°17'50"	25.400	13.824	39.6875	6.5	●
N.T - 30	7/24	8°17'50"	31.750	17.859	47.6250	6.5	●
N.T - 35	7/24	8°17'50"	38.100	21.431	57.1500	6.5	●
N.T - 40	7/24	8°17'50"	44.450	25.466	65.0875	6.5	●
N.T - 45	7/24	8°17'50"	57.150	32.610	84.1375	9.5	●
N.T - 50	7/24	8°17'50"	69.850	40.217	101.600	9.5	●
N.T - 55	7/24	8°17'50"	88.900	50.469	131.7625	9.5	●
N.T - 60	7/24	8°17'50"	107.950	60.721	161.9250	9.5	●

### J.T

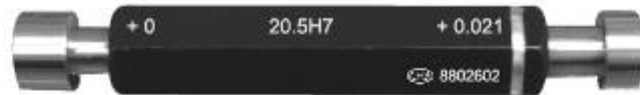
單位: mm



產品編號 Serial No.	推拔 Taper	半角(a/2) Half Angle	推拔部(Taper Shank)			備有庫存 in stock
			D	d	L	
J.T - 00	0.04932	1°24'42"	6.350	5.802	11.113	●
J.T - 01	0.07709	2°12'27"	9.754	8.469	16.669	●
J.T - 02	0.08157	2°20'07"	14.199	12.386	22.225	●
J.T - 2S	0.08157	2°20'07"	13.940	12.386	19.050	●
J.T - 03	0.05325	1°31'30"	20.599	18.951	30.956	●
J.T - 04	0.05241	1°30'03"	28.550	26.345	42.069	●
J.T - 05	0.05168	1°28'48"	35.890	33.422	47.625	●
J.T - 06	0.06350	1°49'06"	15.850	14.237	25.400	●
J.T - 33	0.05189	1°29'14"	17.170	15.851	25.400	●



## 圓柱塞規 Cylindrical Plug Gauges



### 常用孔徑寸法 Internal Diameter method

$\mu=0.001\text{mm}$

規格 Specification		B	C	D	E	F	G	H
以上 Above	以下 to & Incl	B10	C9 C10	D8 D9 D10	E7 E8 E9	F6 F7 F8	G6 G7	H5 H6 H7 H8 H9 H10
	3	+180 +140	+85 +100 +60	+34 +45 +60 +20	+24 +28 +39 +14	+12 +16 +20 +6	+8 +12 +6	+4 +6 +10 +14 +25 +40 +0
3	6	+188 +140	+100 +118 +70	+48 +60 +78 +30	+32 +38 +50 +20	+18 +22 +28 +10	+12 +16 +4	+5 +8 +12 +18 +30 +48 +0
6	10	+208 +150	+116 +138 +80	+62 +76 +98 +40	+40 +47 +61 +25	+22 +28 +35 +13	+14 +20 +5	+6 +9 +15 +22 +36 +58 +0
10 14	14 18	+220 +150	+138 +165 +95	+77 +93 +120 +50	+50 +59 +75 +32	+27 +34 +43 +16	+17 +24 +6	+8 +11 +18 +27 +43 +70 +0
18 24	24 30	+224 +160	+162 +194 +110	+98 +117 +149 +65	+61 +73 +92 +40	+33 +41 +53 +20	+20 +28 +7	+9 +13 +21 +33 +52 +84 +0
30 40	40 50	+270 +170	+182 +220 +120	+119 +142 +180 +80	+75 +89 +112 +50	+41 +50 +64 +25	+25 +34 +9	+11 +16 +25 +39 +62 +100 +0
50 65	65 80	+310 +190	+214 +260 +140	+146 +174 +220 +100	+90 +106 +134 +60	+49 +60 +76 +30	+29 +40 +10	+13 +19 +30 +46 +71 +120 +0
80 100	100 120	+360 +220	+257 +310 +170	+174 +207 +260 +120	+107 +126 +159 +72	+58 +71 +90 +36	+34 +47 +12	+15 +22 +35 +54 +87 +140 +0
120 140	140 160	+420 +260	+300 +360 +200	+208 +245 +305 +145	+125 +148 +185 +85	+68 +83 +106 +43	+39 +54 +14	+18 +25 +40 +63 +100 +160 +0
160 180	180 200	+470 +310	+330 +390 +230	+242 +285 +355 +170	+146 +172 +215 +100	+79 +96 +122 +50	+44 +61 +15	+20 +29 +46 +72 +155 +185 +0
200 225	225 250	+565 +380	+375 +445 +260	+242 +285 +355 +170	+146 +172 +215 +100	+79 +96 +122 +50	+44 +61 +15	+20 +29 +46 +72 +155 +185 +0
225	250	+605 +420	+395 +465 +280	+242 +285 +355 +170	+146 +172 +215 +100	+79 +96 +122 +50	+44 +61 +15	+20 +29 +46 +72 +155 +185 +0





## 環規 · 卡規 Ring Gauges · Snap Gauges



環規  
Ring Gauges



卡規  
Snap Gauges

### 常用軸徑寸法 External Diameter Method

$\mu=0.001\text{mm}$

規格 Specification		b	c	d		e			f			g			h					
以上 Above	以下 to & Incl	b9	c9	d8	d9	e7	e8	e9	f6	f7	f8	g4	g5	g6	h4	h5	h6	h7	h8	h9
	3	-140 -165	-60 -85	-20 -34	-45	-24	-28	-39	-12	-16	-20	-5	-6	-8	-3	-4	-6	-10	-14	-25
3	6	-140 -170	-70 -100	-30 -48	-60	-32	-38	-50	-18	-22	-28	-8	-9	-12	-4	-5	-8	-12	-18	-30
6	10	-150 -186	-80 -116	-40 -62	-76	-40	-47	-61	-22	-28	-35	-9	-11	-14	-4	-6	-9	-15	-22	-36
10	14	-150 -193	-95 -138	-50 -77	-93	-50	-59	-75	-27	-34	-43	-11	-14	-17	-5	-8	-11	-18	-27	-43
14	18	-160 -212	-110 -162	-65 -98	-117	-61	-73	-92	-33	-41	-53	-13	-16	-20	-6	-9	-13	-21	-33	-52
18	24	-170 -232	-120 -182	-80		-75	-89	-112	-41	-50	-64	-16	-20	-25	-7	-11	-16	-25	-39	-62
24	30	-180 -242	-130 -192	-119	-142	-90	-106	-134	-49	-60	-76	-18	-23	-29	-8	-13	-19	-30	-46	-74
30	40	-190 -264	-140 -214	-146	-174	-107	-126	-159	-56	-71	-90	-22	-27	-34	-10	-15	-22	-35	-54	-87
40	50	-200 -274	-150 -224	-174	-207	-125	-148	-185	-68	-83	-106	-26	-32	-39	-12	-18	-25	-40	-63	-100
50	65	-220 -307	-170 -257	-208	-245	-145	-172	-215	-79	-96	-122	-29	-35	-44	-14	-20	-29	-46	-72	-115
65	80	-240 -327	-180 -267	-210	-245	-170	-205	-255	-96	-122	-155	-35	-44	-54	-16	-23	-32	-52	-81	-130
80	100	-260 -360	-200 -300	-245	-320	-210	-255	-320	-119	-151	-195	-40	-49	-60	-18	-25	-36	-57	-89	-140
100	120	-280 -380	-210 -310	-255	-330	-225	-275	-350	-135	-175	-230	-45	-54	-66	-20	-27	-38	-60	-93	-155
120	140	-300 -400	-230 -330	-285	-360	-245	-300	-385	-155	-205	-270	-50	-60	-72	-22	-29	-40	-63	-97	-165
140	160	-320 -420	-250 -350	-300	-380	-265	-320	-410	-175	-230	-300	-55	-65	-78	-24	-31	-42	-65	-100	-180
160	180	-340 -440	-270 -370	-320	-400	-285	-340	-435	-195	-255	-330	-60	-70	-84	-26	-33	-44	-67	-105	-195
180	200	-360 -460	-290 -390	-340	-420	-305	-360	-455	-215	-275	-355	-65	-75	-90	-28	-35	-46	-69	-110	-210
200	225	-380 -480	-310 -410	-360	-440	-325	-380	-475	-235	-295	-380	-70	-80	-96	-30	-37	-48	-71	-115	-225
225	250	-400 -500	-330 -430	-380	-460	-345	-400	-495	-255	-315	-405	-75	-85	-102	-32	-39	-50	-73	-120	-240
250	280	-420 -520	-350 -450	-400	-480	-365	-420	-515	-275	-335	-430	-80	-90	-108	-34	-41	-52	-75	-125	-255
280	315	-440 -540	-370 -470	-420	-500	-385	-440	-535	-295	-355	-450	-85	-95	-114	-36	-43	-54	-77	-130	-270
315	355	-460 -560	-390 -490	-440	-520	-405	-460	-555	-315	-375	-470	-90	-100	-120	-38	-45	-56	-79	-135	-285
355	400	-480 -580	-410 -510	-460	-540	-425	-480	-575	-335	-395	-490	-95	-105	-126	-40	-47	-58	-81	-140	-300
400	450	-500 -600	-430 -530	-480	-560	-445	-500	-595	-355	-415	-510	-100	-110	-132	-42	-49	-60	-83	-145	-315
450	500	-520 -620	-450 -550	-500	-580	-465	-520	-615	-375	-435	-530	-105	-115	-138	-44	-51	-62	-85	-150	-330



# 限界螺紋規之種類與相關位置說明圖

## Mutually Related Position of Threads & Fixed Limit Thread Gauges

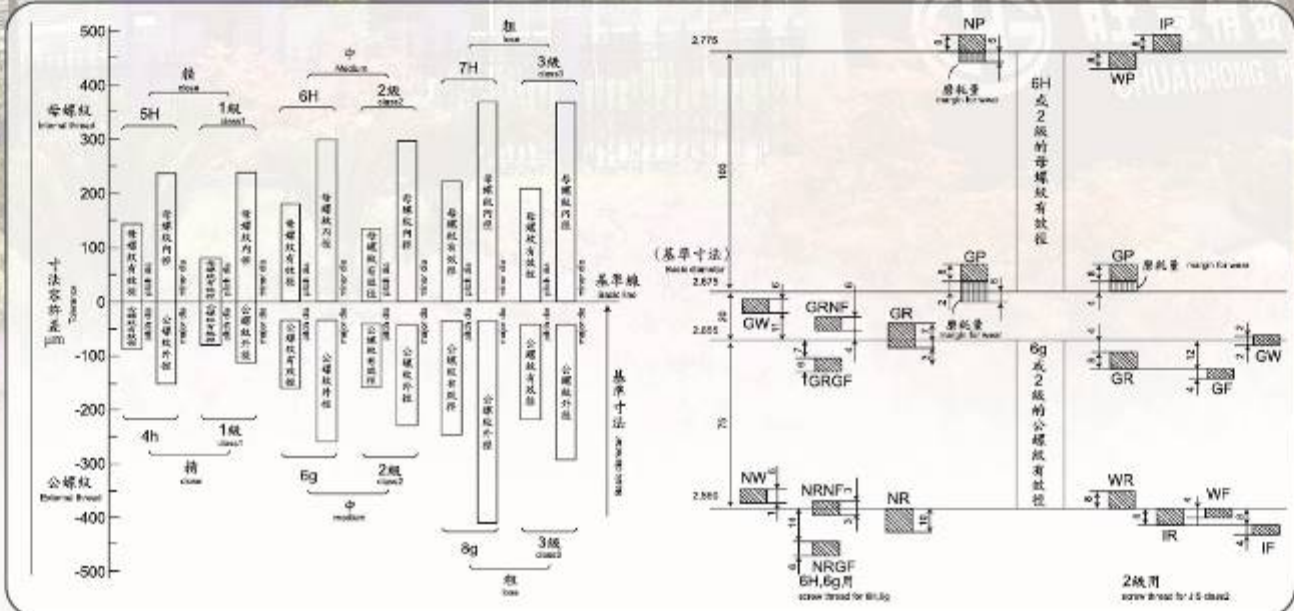
區分 Division	ISO等級 Gauging system for ISO class		1,2,3等級 Gauging system for class 1,2,3	
	螺紋規種類 Gauge type	記號 Symbol	螺紋規種類 Gauge type	記號 Symbol
公螺紋用限界規 Limit gauge for external screw thread	通端螺紋環規 GO thread ring gauge	GR	通端螺紋環規 GO thread ring gauge	GR
	不通端螺紋環規 NOT GO thread ring gauge	NR	不通端螺紋環規 (工作用 / 檢查用) NOT GO thread ring gauge for machine working / inspection	WR-IR
	外徑用通端環規 Ring gauge for major diameter	PR		
	外徑用卡規 Snap gauge for major diameter	PC	工作用 / 檢查用 限界卡規 Limit snap gauge for machine working / inspection	WS-IS
母螺紋用限界規 Limit gauge for internal screw thread	通端螺紋栓規 GO thread plug gauge	GP	通端螺紋栓規 GO thread plug gauge	GP
	不通端螺紋栓規 NOT GO thread plug gauge	NP	不通端螺紋栓規(工作用 / 檢查用) NOT GO thread plug gauge for machine working / inspection	WP-IP
	內徑用栓規 Plug gauge for minor diameter	PP	限界栓規(工作用 / 檢查用) Limit plug gauge for working / inspection	WM-IM
檢查用限界規 Checking gauge for limit gauge	檢查用通端栓牙規 (通端環牙規用) GO check plug for GO thread ring gauge	GRGF	檢查用通端螺紋栓規 (通端環牙規用) Thread plug gauge for checking fit of Go side	GF
	檢查用不通端栓牙規 (通端環牙規用) NOT GO check plug for GO thread ring gauge	GRNF		
	磨耗點檢栓規 (通端環牙規用) Wear check plug for GO thread ring gauge	GW	磨耗點檢栓規 (通端環牙規用) Thread plug gauge for checking wear of Go side	GW
	檢查用通端栓牙規 (不通端環牙規用) GO check plug for new NOT GO thread ring gauge	NRGF	檢查用通端螺紋栓規 (不通端工作環牙規用 / 不通端檢查環牙規用) Thread plug gauge for checking fit of NOT GO side for working / inspection	WF-IF
	檢查用不通端栓牙規 (不通端環牙規用) NOT GO check plug for NOT GO thread ring gauge	NRNF		
	磨耗點檢栓規 (不通端環牙規用) Wear check plug for NOT GO thread ring gauge	NW		

螺紋製品ISO等級和1,2,3等級的公差位置  
Related positions of screw thread for ISO class and class 1,2,3

螺紋牙規的公差位置  
Related positions of thread gauges

M10(公稱每螺紋的情況)  
ex.M10

M3(公稱每螺紋的情況)  
ex.M3

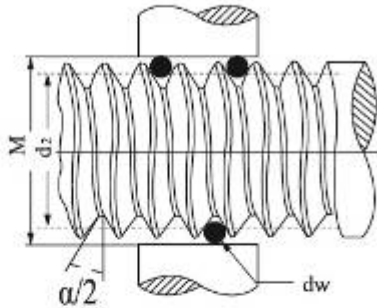






## 外螺紋三針測定法

### 3 - Wire Method of Measuring External Threads

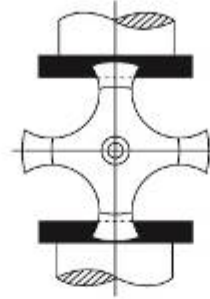


M = 針含於外側寸法  
Measurement over wires

$d_2$  = 有效徑  
Pitch Diameter

$\alpha/2$  = 山形的半角  
Half Angle of Thread

dw = 針的直徑  
Wire Diameter



使用三針之直徑誤差： $\pm 0.0025\text{mm}$   
Diameter Tolerance  
使用三針相互誤差： $\pm 0.0005\text{mm}$   
Mutual Tolerance  
使用三針真圓度及圓筒度： $\pm 0.0005\text{mm}$   
Roundness & Cylindricity

### 各種螺紋三針測定法算出公式

Formulas for finding measurement over wires

螺紋種類 Type of Threads	山形角度 Thread Angle	最適針 Best size wire	三針法算出式 Formulas for finding measurement over wires
M. U. SM	$60^\circ$	0.5774P	外徑基準 $M=D-1.515544P+3dw$ Basic Major Diameter 有效徑基準 $M=d_2-0.866025P+3dw$ Basic Pitch Diameter
自轉車BC Bicycle	$60^\circ$	0.5774P	外徑基準 $M=D-1.398717P+3dw$ Basic Major Diameter 有效徑基準 $M=d_2-0.866025P+3dw$ Basic Pitch Diameter
美制管用NPS Parallel Pipe(USA)	$60^\circ$	0.5774P	有效徑基準 $M=d_2-0.866025P+3dw$ Basic Pitch Diameter
英制W. P S Whitworth(UK)	$55^\circ$	0.5637P	外徑基準 $M=D-1.600818P+3.165681dw$ Basic Major Diameter 有效徑基準 $M=d_2-0.960491P+3.165681dw$ Basic Pitch Diameter
B A	$53^\circ 08'$	0.5590P	外徑基準 $M=D-1.749930P+3.235942dw$ Basic Major Diameter 有效徑基準 $M=d_2-0.99930P+3.235942dw$ Basic Pitch Diameter
	$47^\circ 30'$	0.5463P	外徑基準 $M=D-1.736336P+3.482950dw$ Basic Major Diameter 有效徑基準 $M=d_2-1.136336P+3.482950dw$ Basic Pitch Diameter
梯形螺紋TM Metric(30')Trapezoidal	$30^\circ$	0.5176P	有效徑基準 $M=d_2-1.866025P+4.863703dw$ Basic Pitch Diameter
梯形螺紋ACME Metric(29')Trapezoidal	$29^\circ$	0.5165P	有效徑基準 $M=d_2-1.933356P+4.993929dw$ Basic Pitch Diameter
	$146^\circ$	1.7102P	有效徑基準 $M=d_2-0.152865P+2.045692dw$ Basic Pitch Diameter
	$140^\circ$	1.4619P	有效徑基準 $M=d_2-0.181985P+2.064178dw$ Basic Pitch Diameter
	$120^\circ$	P	有效徑基準 $M=d_2-0.288675P+2.154700dw$ Basic Pitch Diameter
	$80^\circ$	0.6527P	有效徑基準 $M=d_2-0.595877P+2.555724dw$ Basic Pitch Diameter
	$7^\circ - 45^\circ$	0.5415P	有效徑基準 $M=d_2-0.89064P+3.15689dw$ Basic Pitch Diameter



## 螺紋山形種類一覽表(平行螺紋)

### Parallel Thread Specifications

螺紋名稱 Designation	記號 Symbol	螺紋標準號 Standard for thread	螺紋山形 Thread Angle	範圍 Range	螺紋等級 Class	螺紋規標準號 Standard for gauge
公制粗螺紋 Metric (Coarse)	M	ISO 68.261.724 JIS B 0205 JIS B 0209 <JIS B 0209(附) (Note)>		1 ~ 300	ISO 4H.5H.6H.7H 4h.6h.6g.8g	JIS B 0251 <JIS B 0251(附) (Note)>
公制細螺紋 Metric (Fine)		ISO 261.262.724 JIS B 0207 JIS B 0211 <JIS B 0211(附) (Note)>			<JIS I.II.III級(class)>	JIS B 0252 <JIS B 0252(附) (Note)>
美制粗螺紋 Unified (Coarse)	UNC	ANSI/ASME B1.1 JIS B 0206 JIS B 0210		NO.1 ~ 4"	3B.2B.1B 3A.2A.1A	JIS B 0251
美制細螺紋 Unified (Fine)	UNF	ANSI/ASME B1.1 JIS B 0208 JIS B 0212		NO.0 ~ 1 1/2"		JIS B 0252
美制極細螺紋 Unified (Extra Fine)	UNEF	ANSI/ASME B1.1		NO.12 ~ 1 11/16"		ANSI/ASME B1.2
美制特殊螺紋 Unified (Special Thread)	UNS			NO.10 ~ 6"		
美制常數螺紋 Unified Thread	4.6.8.12.16. 20.28.32UN		5/16" ~ 6"			
美制航空螺紋 Inch Thread for Aerospace (MIL標準Standard)	UNJC	MIL-S-8879C	0.073" ~ 4"	3B 3A	NBS HAND BOOK H28	
	UNJF		0.060" ~ 1.5"			
	UNJEF		0.216" ~ 1.6875"			
	8UNJ		1.0625" ~ 4"			
	12UNJ		0.625" ~ 6"			
	16UNJ		0.4375" ~ 6"			
英制粗螺紋 Whitworth(Coarse)(UK)	BSW	BS 84	1/8" ~ 6"			
英制細螺紋 Whitworth(Fine)(UK)	BSF		3/16" ~ 3"			
英制管用 平行螺紋 Parallel Pipe (UK)	G<BSP>	ISO 228-1 DIN 259 DIN EN ISO 228-1 JIS B 0202 <BS:2779(1973)> BS EN ISO 228-1		1/16" ~ 6"	外螺紋A.B (External Thread)	ISO 228-2 DIN 259 DIN EN ISO 228-2 JIS B 0254 BS EN ISO 228-2
	PF	JIS B 0202(附) (Note)		1/8" ~ 12"	A.B	JIS B 0254(附) (Note)
	Rp <BSPP>	ISO 7-1 DIN 2999 DIN EN 10226-1-2 JIS B 0203 <BS:21(1973)> BS EN 10226-1-2		1/16"~ 6"		ISO 7-2 DIN 2999 DIN EN 10226-3 JIS B 0253 BS EN 10226-3
	PS <BSPP>	<BS:21(1973)> JIS B 0203(附) (Note)		1/8"~ 12"		JIS B 0253(附) (Note)





## 螺紋山形種類一覽表(平行螺紋)

### Parallel Thread Specifications

螺紋名稱 Designation	記號 Symbol	螺紋標準號 Standard for thread	螺紋山形 Thread Angle	範圍 Range	螺紋等級 Class	螺紋規標準號 Standard for gauge
美制管用 平行螺紋 Parallel Pipe (USA)	NPSC	ANSI/ASME B 1.20.1		1/8" ~ 4"	2B.2A	ANSI/ASME B 1.20.1
	NPSM			1/8" ~ 6"		
	NPSL			1/8" ~ 12"		
	NPSH	ANSI/ASME B1.20.7		1/2" ~ 4"		ANSI/ASME B1.20.7
	NPSF	ANSI/B1.20.3		1/16" ~ 3"		ANSI/B1.20.5
	NPSI	ANSI/B1.20.4				
ISO梯形螺紋 Metric(30°) Trapezoidal	Tr	ISO 2901~2904 JIS B0216~0218		8 ~ 300	7H.8H 7e. 8e	
梯形螺紋(日制) Metric(29°) Trapezoidal	TW	JIS B 0222		10 ~ 100		
梯形螺紋(美制) ACME (USA)	ACME	ANSI B1.5		1/4" ~ 5"	5.4.3.2G 5.4.3.2C	ANSI B1.5
梯形螺紋 (美制短式) STUB ACME (USA)	STUB ACME	ANSI B1.8			ANSI B1.8	
鋸齒形螺紋 (美制) Buttress Thread (USA)	BUTT	ANSI B1.9		1/2" ~ 24"	Class3.2	ANSI B1.9
自行車螺紋 (一般用) Bicycle(general purpose)	BC	JIS B 0225		5/16" ~ 1 9/16"		JMAS 4002
自行車螺紋 (輻條用) Bicycle(for spokes)				1.8 ~ 4.0		
縫紉機用螺紋 Sewing Machine	SM	JIS B 0226		1/16" ~ 1 3/16"	I. II. III 級(class)	
美制消防用螺紋 Fire Hose Connections	NH&NHR	ANSI/ASME B1.20.7		3/4"		ANSI/ASME B1.20.7
汽車輪胎 氣嘴螺紋 Auto mobile Tire Valve stem	V1 V2	JIS D 4207		5 ~ 20		
自行車輪胎 氣嘴螺紋 Bicycle Tire Valve	CTV	JIS D 9422		5 ~ 8		JMAS 4002
美制煤氣罐 閥門螺紋(平行) Valves for High Pressure Gas Cylinder (USA)	NGO&NGS	CGA V-1		0.625" ~ 0.965"		NBS HAND BOOK H28
歐制煤氣罐 閥門螺紋(平行) Valves for High Pressure Gas Cylinder (ISO)	W	DIN 477-1 DIN(BS) EN ISO 15245-1		21.8 24.32 1"		DIN 477-1 DIN(BS) EN ISO 15245-2
日制煤氣罐 閥門螺紋(平行) Valves for High Pressure Gas Cylinder (Japan)	W	JIS B 8246		14,16,22,22.5,23,26		JIS B 8244 ~ 6解說 (illustration)
給水栓螺紋 Tap Water Fixture Valve		JIS B 2061		13.20.25		
鋼線螺紋 Steel Drum Lid		JIS Z 1604		26.44.59.62		
厚鋼電線管螺紋 Thick Wall Conduit Pipe	CTG	JIS B 0204		16 ~ 104		
薄鋼電線管螺紋 Thin Wall Conduit Pipe	CTC		15 ~ 75			
	Pg	DIN 40430		7 ~ 48		



## 螺紋山形種類一覽表(錐度螺紋)

### Taper Thread Specifications

螺紋名稱 Designation	記號 Symbol	螺紋標準號 Standard for thread	螺紋山形 Thread Angle	範圍 Range	螺紋規標準號 Standard for gauge
英制圓錐管用外螺紋 Male Taper Pipe (ISO)	R	ISO 7/1 DIN 2999 DIN EN 10226-1-2 JIS B 0203 BS 21 BS EN 10226-1-2		1/16" ~ 6"	ISO 7/2 DIN 2999 DIN EN 10226-3 JIS B 0253 BS 21 BS EN 10226-3
英制圓錐管用內螺紋 Female Taper Pipe (ISO)	Rc	ISO 7/1 DIN EN 10226-1-2 JIS B 0203 BS 21 BS EN 10226-1-2			ISO 7/2 DIN EN 10226-3 JIS B 0253 BS 21 BS EN 10226-3
日制圓錐管用螺紋 Taper Pipe (Japan)	PT	JIS B 0203(附)(Note) BS 21		1/8" ~ 12"	JIS B 0253(附)(Note) BS 21
美制圓錐管用螺紋 Taper Pipe (USA)	NPT	ANSI/ASME B1.20.1		1/16" ~ 240D	ANSI/ASME B1.20.1
	NPTR				
美制圓錐管用螺紋 (直接密封) Dry Seal Taper Pipe (USA)	NPTF	ANSI B1.20.3, B1.20.4		1/16" ~ 3"	ANSI B 1.20.5
	PTF-SAE SHORT				
美制圓錐航空螺紋 Aeronautical Taper Pipe (USA)	ANPT	SAE AS 71051			SAE AS 71051
德制圓錐外螺紋 Metric (ISO)	M	DIN 158-1		5 ~ 60	DIN 158 -2
歐制煤氣罐閥門螺紋 Valves for High Pressure Gas Cylinder (ISO)	W	DIN 477-1 DIN(BS) EN ISO 11116-1 DIN(BS) EN 629 -1		19.8 28.8 31.3 17E 25E	DIN(BS) EN ISO 11116-2 DIN(BS) EN 629-2
		JIS B 8241			
日制氣罐閥門螺紋 Valves for High Pressure Gas Cylinder (Japan)		JIS B 8244		V1. V2. V3	JIS B 8244 ~ 6(解說) (illustration)
		JIS B 8245		39	
		JIS B 8246		V1. V2	
		JIS B 8246		V1. V2. V3	
美制氣罐閥門螺紋 Valves for High Pressure Gas Cylinder (USA)	NGT	CGA V-1		1/8" ~ 1 1/2"	NBS HAND BOOK H28





**吋 · 釐換算表**  
**Inch to Meter Conversion Table**

吋 fractional inch	吋小數值 decimal equivalent	0"	1"	2"	3"	4"	5"	6"
0"	0		25.4000	50.8000	76.2000	101.6000	127.0000	152.4000
1/64	0.015625	0.3969	25.7969	51.1969	76.5969	101.9969	127.3969	152.7969
1/32	0.031250	0.7938	26.1938	51.5938	76.9938	102.3938	127.7938	153.1938
3/64	0.046875	1.1906	26.5906	51.9906	77.3906	102.7906	128.1906	153.5906
1/16	0.062500	1.5875	26.9875	52.3875	77.7875	103.1875	128.5875	153.9875
5/64	0.078125	1.9844	27.3844	52.7844	78.1844	103.5844	128.9844	154.3844
3/32	0.093750	2.3813	27.7813	53.1813	78.5813	103.9813	129.3813	154.7813
7/64	0.109375	2.7781	28.1781	53.5781	78.9781	104.3781	129.7781	155.1781
1/8	0.125000	3.1750	28.5750	53.9750	79.3750	104.7750	130.1750	155.5750
9/64	0.140625	3.5719	28.9719	54.3719	79.7719	105.1719	130.5719	155.9719
5/32	0.156250	3.9688	29.3688	54.7688	80.1688	105.5688	130.9688	156.3688
11/64	0.171875	4.3656	29.7656	55.1656	80.5656	105.9656	131.3656	156.7656
3/16	0.187500	4.7625	30.1625	55.5625	80.9625	106.3625	131.7625	157.1625
13/64	0.203125	5.1594	30.5594	55.9594	81.3594	106.7594	132.1594	157.5594
7/32	0.218750	5.5563	30.9563	56.3563	81.7563	107.1563	132.5563	157.9563
15/64	0.234375	5.9531	31.3531	56.7531	82.1531	107.5531	132.9531	158.3531
1/4	0.250000	6.3500	31.7500	57.1500	82.5500	107.9500	133.3500	158.7500
17/64	0.265625	6.7469	32.1469	57.5469	82.9469	108.3469	133.7469	159.1469
9/32	0.281250	7.1438	32.5438	57.9438	83.3438	108.7438	134.1438	159.5438
19/64	0.296875	7.5406	32.9406	58.3406	83.7406	109.1406	134.5406	159.9406
5/16	0.312500	7.9375	33.3375	58.7375	84.1375	109.5375	134.9375	160.3375
21/64	0.328125	8.3344	33.7344	59.1344	84.5344	109.9344	135.3344	160.7344
11/32	0.343750	8.7313	34.1313	59.5313	84.9313	110.3313	135.7313	161.1313
23/64	0.359375	9.1281	34.5281	59.9281	85.3281	110.7281	136.1281	161.5281
3/8	0.375000	9.5250	34.9250	60.3250	85.7250	111.1250	136.5250	161.9250
25/64	0.390625	9.9219	35.3219	60.7219	86.1219	111.5219	136.9219	162.3219
13/32	0.406250	10.3188	35.7188	61.1188	86.5188	111.9188	137.3188	162.7188
27/64	0.421875	10.7156	36.1156	61.5156	86.9156	112.3156	137.7156	163.1156
7/16	0.437500	11.1125	36.5125	61.9125	87.3125	112.7125	138.1125	163.5125
29/64	0.453125	11.5094	36.9094	62.3094	87.7094	113.1094	138.5094	163.9094
15/32	0.468750	11.9063	37.3063	62.7063	88.1063	113.5063	138.9063	164.3063
31/64	0.484375	12.3031	37.7031	63.1031	88.5031	113.9031	139.3031	164.7031
1/2	0.500000	12.7000	38.1000	63.5000	88.9000	114.3000	139.7000	165.1000
33/64	0.515625	13.0969	38.4969	63.8969	89.2969	114.6969	140.0969	165.4969
17/32	0.531250	13.4938	38.8938	64.2938	89.6938	115.0938	140.4938	165.8938
35/64	0.546875	13.8906	39.2906	64.6906	90.0906	115.4906	140.8906	166.2906
9/16	0.562500	14.2875	39.6875	65.0375	90.4875	115.8875	141.2875	166.6875
37/64	0.578125	14.6844	40.0844	65.4844	90.8844	116.2844	141.6844	167.0844
19/32	0.593750	15.0813	40.4813	65.8813	91.2813	116.6813	142.0813	167.4813
39/64	0.609375	15.4781	40.8781	66.2781	91.6781	117.0781	142.4781	167.8781
5/8	0.625000	15.8750	41.2750	66.6750	92.0750	117.4750	142.8750	168.2750
41/64	0.640625	16.2719	41.6719	67.0719	92.4719	117.8719	143.2719	168.6719
21/32	0.656250	16.6688	42.0688	67.4688	92.8688	118.2688	143.6688	169.0688
43/64	0.671875	17.0656	42.4656	67.8656	93.2656	118.6656	144.0656	169.4656
11/16	0.687500	17.4625	42.8625	68.2625	93.6625	119.0625	144.4625	169.8625
45/64	0.703125	17.8594	43.2594	68.6594	94.0594	119.4594	144.8594	170.2594
23/32	0.718750	18.2563	43.6563	69.0563	94.4563	119.8563	145.2563	170.6563
47/64	0.734375	18.6531	44.0531	69.4531	94.8531	120.2531	145.6531	171.0531
3/4	0.750000	19.0500	44.4500	69.8500	95.2500	120.6500	146.0500	171.4500
49/64	0.765625	19.4469	44.8469	70.2469	95.6469	121.0469	146.4469	171.8469
25/32	0.781250	19.8438	45.2438	70.6438	96.0438	121.4438	146.8438	172.2438
51/64	0.796875	20.2406	45.6406	71.0406	96.4406	121.8406	147.2406	172.6406
13/16	0.812500	20.6375	46.0375	71.4375	96.8375	122.2375	147.6375	173.0375
53/64	0.828125	21.0344	46.4344	71.8344	97.2344	122.6344	148.0344	173.4344
27/32	0.843750	21.4313	46.8313	72.2313	97.6313	123.0313	148.4313	173.8313
55/64	0.859375	21.8281	47.2281	72.6281	98.0281	123.4281	148.8281	174.2281
7/8	0.875000	22.2250	47.6250	73.0250	98.4205	123.8250	149.2250	174.6250
57/64	0.890625	22.6219	48.0219	73.4219	98.8219	124.2219	149.6219	175.0219
29/32	0.906250	23.0188	48.4188	73.8188	99.2188	124.6188	150.0188	175.4188
59/64	0.921875	23.4156	48.8156	74.2156	99.6156	125.0156	150.4156	175.8156
15/16	0.937500	23.8125	49.2125	74.6125	100.0125	125.4125	150.8125	176.2125
61/64	0.953125	24.2094	49.6094	75.0094	100.4094	125.8094	151.2094	176.6094
31/32	0.968750	24.6063	50.0063	75.4063	100.8063	126.2063	151.6063	177.0063
63/64	0.984375	25.0031	50.4031	75.8031	101.2031	126.6031	152.0031	177.4031





## 附設 詮豐校正實驗室 為您做校正 Measurement and Calibration Services



### 認證項目 Calibration Project

塞規 2 to 100 mm  
Plug Gauges

環規 12 to 100 mm  
Ring Gauges

平行螺紋塞規 2 to 100 mm  
Thread Plug Gauges

平行螺紋環規 12 to 100 mm  
Thread Ring Gauges

管用錐度螺紋塞規 12 to 100mm  
Taper Pipe Thread Plug Gauges

管用錐度螺紋環規 12 to 100 mm  
Taper Pipe Thread Ring Gauges




CALIBRATION MEASURING INSTRUMENTS  
測長儀

### 《 校正說明 》


1. 本公司附設校正實驗室為附設另一獨立單位。  
The calibration laboratory is another independent units.
2. 校正實驗室校正時間一般約為14個工作天。  
Calibration time about 14 working days.
3. 校正件必須妥善包裝且無碰傷、鏽斑等不良情形。  
The Calibration member must be properly packed, no bumps, rust, and Other adverse circumstances.

※本公司螺紋規新品皆附上該產品個別之檢查成績表，可追溯至國家、國際實驗室，也可另委託 附設 詮豐校正實驗室 出具國際級校正報告。



CONTOUR MEASURING INSTRUMENTS  
輪廓儀









詮豐標誌 品質保證  
CHUAN HONG is a quality guarantee.

詮豐精密工具股份有限公司  
CHUAN HONG PRECISION TOOL MFG. CO., LTD.  
總公司：高雄市田寮區新興里公館19號  
No.19, Gongguan, Tianliao Dist., Kaohsiung City 823,  
Taiwan  
TEL : 886-7-6381281      FAX : 886-7-6381103  
E-mail : chggaug@gmail.com

上海詮豐工具有限公司  
SHANG HAI CHUAN HONG TOOL MFG. CO., LTD.  
上海市嘉定區江橋鎮紅光村凌志路108號  
108# LingZhi Rd. Hong Guang Village. Jiang Qiao Town.  
Jia Ding Area. Shanghai, China.  
TEL : 86-21-59136471      FAX : 86-21-59136809  
E-mail : shqfpt@126.com

代理商：  
AGENT：